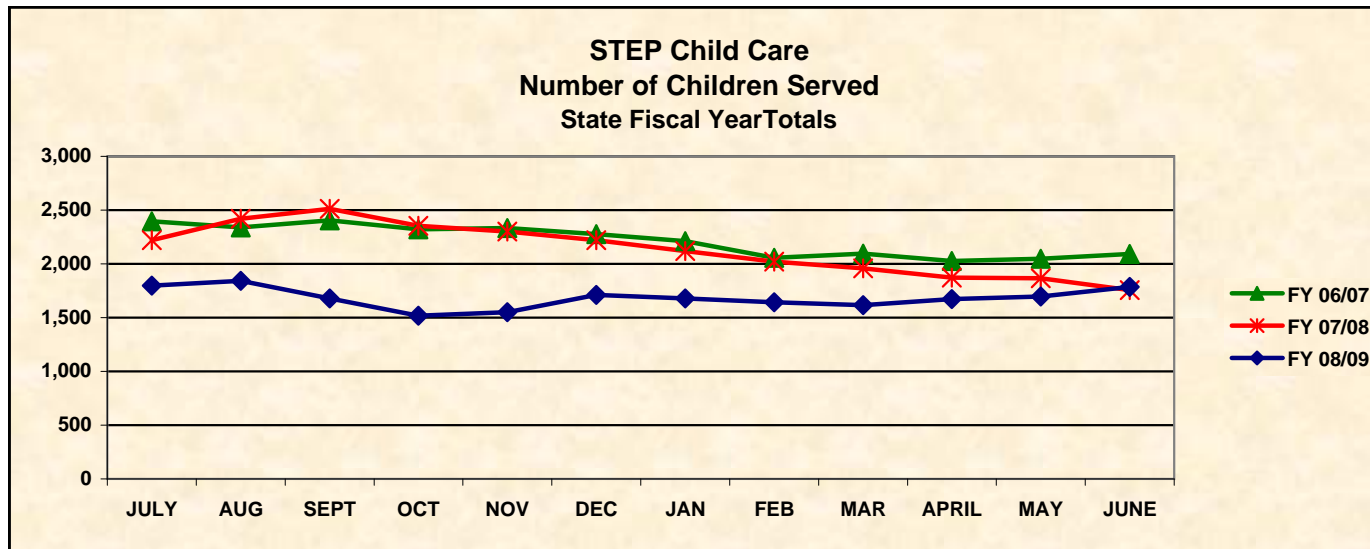


# CHILD CARE ASSISTANCE PROGRAM

State Fiscal Year Totals

## STEP - Number of Children Served

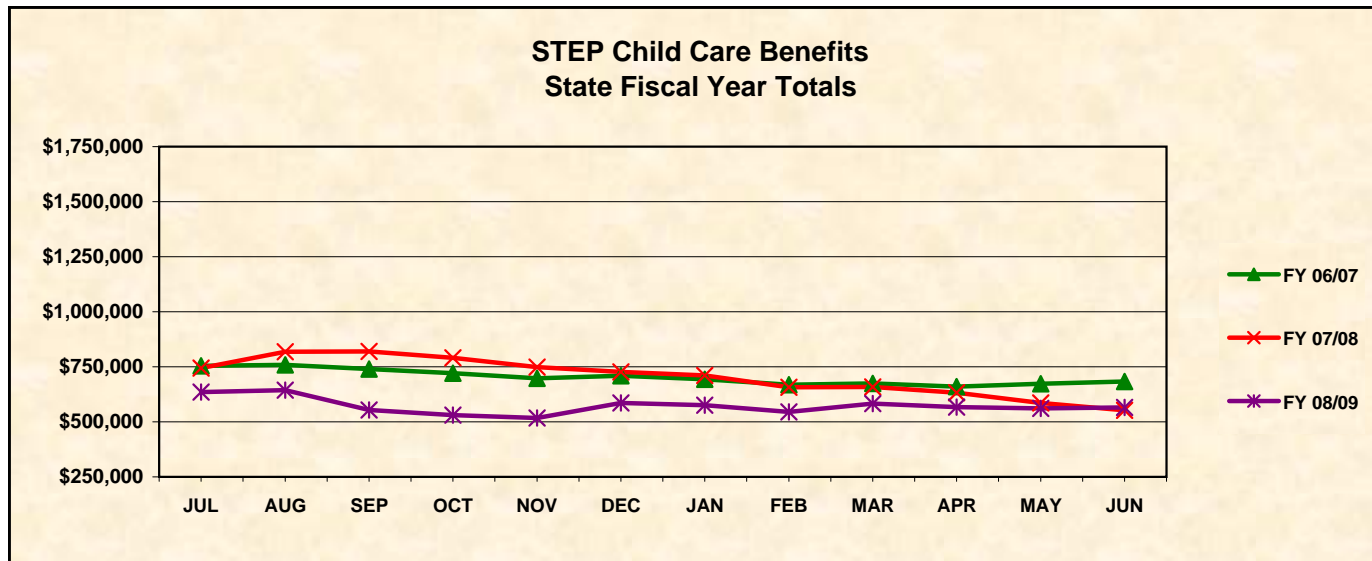
MONTH	FY 03/04	FY 04/05	FY 05/06	FY 06/07	FY 07/08	FY 08/09
JULY	4,399	4,180	3,929	2,395	2,220	1,798
AUG	4,440	4,245	4,031	2,340	2,421	1,842
SEPT	4,653	4,108	3,375	2,405	2,512	1,680
OCT	4,491	3,594	2,623	2,320	2,355	1,517
NOV	4,641	3,657	2,577	2,333	2,300	1,550
DEC	4,875	3,746	2,568	2,278	2,220	1,710
JAN	4,538	3,710	2,327	2,211	2,119	1,678
FEB	4,316	3,392	2,123	2,057	2,022	1,644
MAR	4,353	3,605	2,180	2,095	1,959	1,616
APRIL	4,366	3,667	2,170	2,026	1,871	1,672
MAY	3,980	3,682	2,170	2,048	1,866	1,695
JUNE	3,870	3,775	2,211	2,091	1,755	1,786
Average	4,410	3,780	2,690	2,217	2,135	1,682
Total	52,922	45,361	32,284	26,599	25,620	20,188



**CHILD CARE ASSISTANCE PROGRAM**  
State Fiscal Year Totals

**STEP Child Care - Benefits**

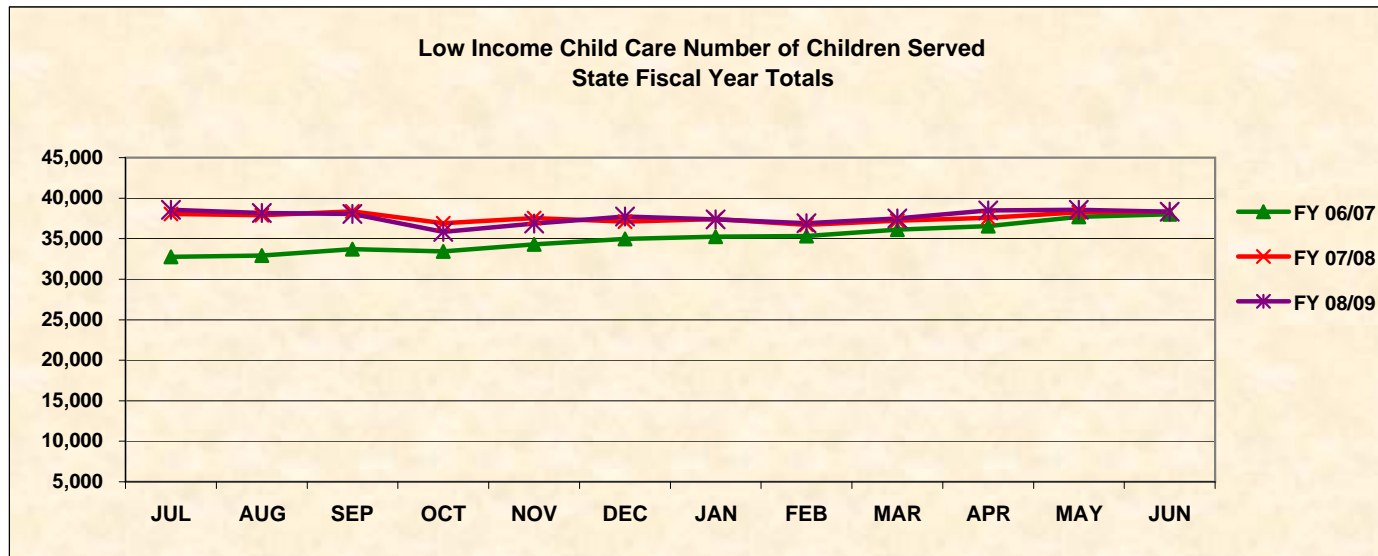
MONTH	FY 03/04	FY 04/05	FY 05/06	FY 06/07	FY 07/08	FY 08/09
JUL	\$1,272,990	\$1,355,417	\$1,243,563	\$754,405	\$744,637	\$635,263
AUG	\$1,315,350	\$1,388,056	\$1,292,316	\$759,357	\$818,719	\$643,515
SEP	\$1,294,386	\$1,255,140	\$1,017,499	\$739,304	\$819,265	\$553,217
OCT	\$1,211,843	\$1,093,756	\$806,956	\$720,588	\$790,104	\$530,693
NOV	\$1,234,735	\$1,130,027	\$778,389	\$697,849	\$748,327	\$517,599
DEC	\$1,348,590	\$1,166,205	\$786,501	\$710,020	\$726,112	\$585,350
JAN	\$1,283,295	\$1,160,572	\$717,062	\$693,897	\$710,990	\$575,441
FEB	\$1,159,536	\$997,324	\$619,081	\$668,466	\$656,427	\$545,105
MAR	\$1,205,583	\$1,106,626	\$661,638	\$673,944	\$658,515	\$582,846
APR	\$1,212,219	\$1,115,324	\$667,640	\$659,599	\$632,234	\$567,278
MAY	\$1,091,602	\$1,103,286	\$653,996	\$673,280	\$586,127	\$561,626
JUN	\$1,118,990	\$1,093,409	\$654,483	\$683,776	\$552,173	\$565,905
<b>Average</b>	<b>\$1,229,093</b>	<b>\$1,163,762</b>	<b>\$824,927</b>	<b>\$702,874</b>	<b>\$703,636</b>	<b>\$571,986</b>
<b>Total</b>	<b>\$14,749,117</b>	<b>\$13,965,142</b>	<b>\$9,899,125</b>	<b>\$8,434,485</b>	<b>\$8,443,629</b>	<b>\$6,863,838</b>



**CHILD CARE ASSISTANCE PROGRAM**  
State Fiscal Year Totals

Low Income - Number of Children Served

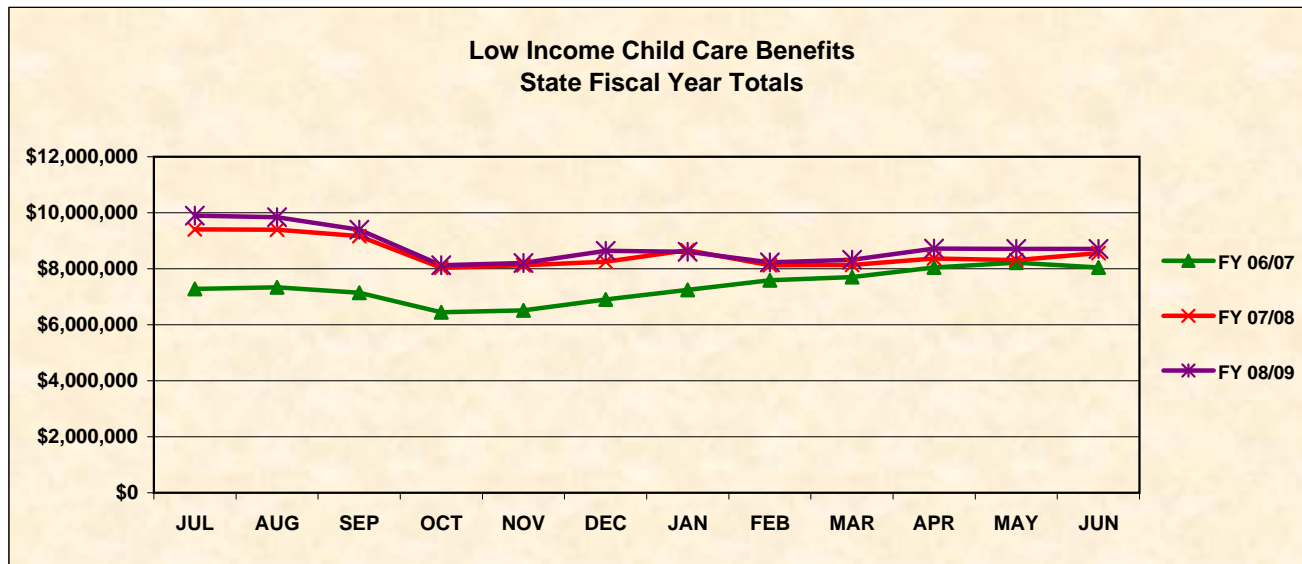
MONTH	FY 03/04	FY 04/05	FY 05/06	FY 06/07	FY 07/08	FY 08/09
JUL	44,328	42,481	43,660	32,757	38,059	38,576
AUG	42,698	42,678	43,038	32,898	37,889	38,186
SEP	42,999	42,635	35,517	33,706	38,368	38,044
OCT	41,167	40,098	29,685	33,450	36,916	35,824
NOV	40,806	41,780	29,995	34,290	37,521	36,871
DEC	41,759	42,599	30,060	34,978	37,106	37,721
JAN	41,981	43,441	30,136	35,256	37,399	37,370
FEB	41,234	41,949	29,619	35,319	36,689	36,906
MAR	42,348	44,094	31,009	36,102	37,235	37,492
APR	42,238	43,477	31,139	36,535	37,573	38,488
MAY	42,394	44,554	31,844	37,698	38,229	38,581
JUN	42,508	45,018	32,810	37,999	38,338	38,319
Average	42,205	42,900	33,209	35,082	37,610	37,698
Total	506,460	514,804	398,512	420,988	451,322	452,378



**CHILD CARE ASSISTANCE PROGRAM**  
State Fiscal Yearly Totals

Low Income - Benefits

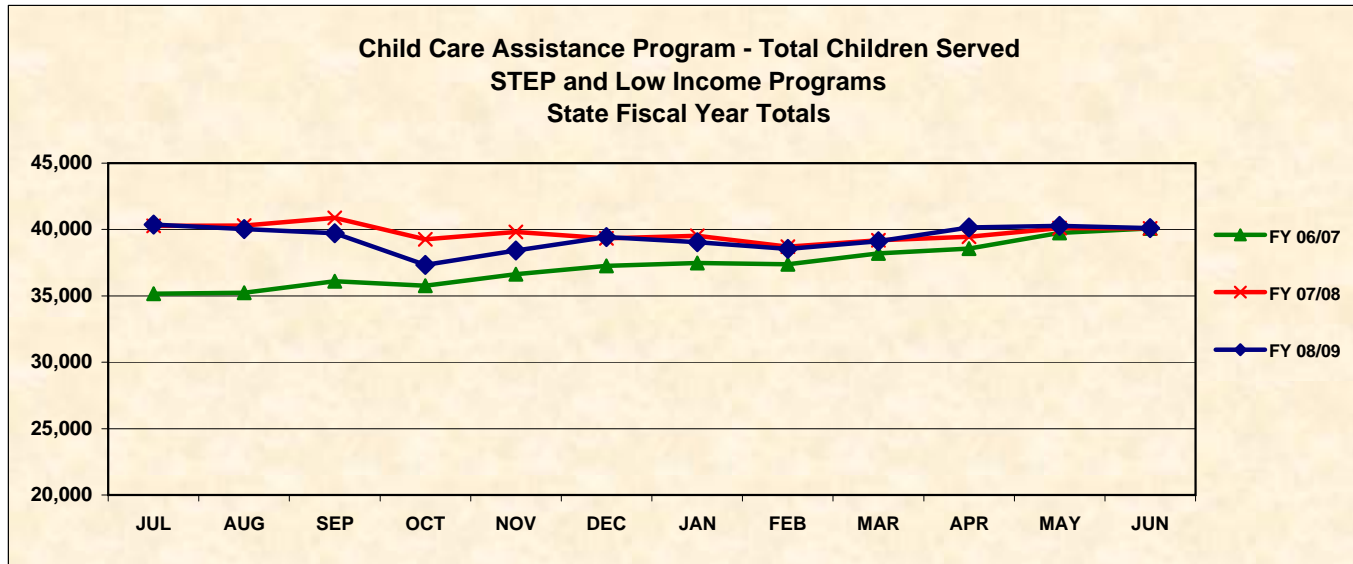
MONTH	FY 03/04	FY 04/05	FY 05/06	FY 06/07	FY 07/08	FY 08/09
JUL	\$7,647,929	\$8,732,800	\$9,141,627	\$7,280,621	\$9,405,427	\$9,894,918
AUG	\$7,416,979	\$9,032,242	\$9,096,273	\$7,340,020	\$9,395,057	\$9,844,376
SEP	\$7,167,281	\$8,707,362	\$7,326,283	\$7,142,817	\$9,162,586	\$9,398,143
OCT	\$5,893,919	\$7,076,191	\$5,582,876	\$6,444,542	\$8,030,639	\$8,120,370
NOV	\$5,888,053	\$7,504,894	\$5,686,365	\$6,514,803	\$8,129,347	\$8,209,906
DEC	\$6,301,907	\$7,928,877	\$6,072,199	\$6,908,067	\$8,254,346	\$8,634,543
JAN	\$6,539,950	\$8,620,020	\$6,320,814	\$7,251,222	\$8,664,387	\$8,610,851
FEB	\$6,097,208	\$7,483,895	\$5,749,971	\$7,585,549	\$8,120,156	\$8,231,363
MAR	\$6,199,438	\$8,001,375	\$6,155,068	\$7,702,464	\$8,138,116	\$8,325,205
APR	\$6,320,261	\$7,983,866	\$6,082,610	\$8,047,531	\$8,365,804	\$8,716,823
MAY	\$6,331,851	\$7,955,237	\$6,213,907	\$8,222,289	\$8,313,902	\$8,704,437
JUN	\$7,271,434	\$8,016,619	\$6,229,107	\$8,048,260	\$8,559,238	\$8,705,575
Average	\$6,589,684	\$8,086,948	\$6,638,092	\$7,374,015	\$8,544,917	\$8,783,042
Total	\$79,076,211	\$97,043,378	\$79,657,099	\$88,488,186	\$102,539,005	\$105,396,509



**CHILD CARE ASSISTANCE PROGRAM**  
State Fiscal Yearly Totals

Total (STEP + Low Income) Number of Children

MONTH	FY 03/04	FY 04/05	FY 05/06	FY 06/07	FY 07/08	FY 08/09
JUL	48,727	46,661	47,589	35,152	40,279	40,374
AUG	47,138	46,923	47,069	35,238	40,310	40,028
SEP	47,652	46,743	38,892	36,111	40,880	39,724
OCT	45,658	43,692	32,308	35,770	39,271	37,341
NOV	45,447	45,437	32,572	36,623	39,821	38,421
DEC	46,634	46,345	32,628	37,256	39,326	39,431
JAN	46,519	47,151	32,463	37,467	39,518	39,048
FEB	45,550	45,341	31,742	37,376	38,711	38,550
MAR	46,701	47,699	33,189	38,197	39,194	39,108
APR	46,604	47,144	33,309	38,561	39,444	40,160
MAY	46,374	48,236	34,014	39,746	40,095	40,276
JUN	46,378	48,793	35,021	40,090	40,093	40,105
Average	46,615	46,680	35,900	37,299	39,745	39,381
Total	559,382	560,165	430,796	447,587	476,942	472,566



**CHILD CARE ASSISTANCE PROGRAM**  
State Fiscal Yearly Totals

Total (STEP + Low Income) Benefits

MONTH	FY 03/04	FY 04/05	FY 05/06	FY 06/07	FY 07/08	FY 08/09
JUL	\$8,920,919	\$10,088,217	\$10,385,190	\$8,035,025	\$10,150,064	\$10,530,181
AUG	\$8,732,329	\$10,420,298	\$10,388,589	\$8,099,376	\$10,213,776	\$10,487,890
SEP	\$8,461,667	\$9,962,502	\$8,343,782	\$7,882,121	\$9,981,850	\$9,951,360
OCT	\$7,105,762	\$8,169,947	\$6,389,833	\$7,165,130	\$8,820,743	\$8,651,063
NOV	\$7,122,788	\$8,634,921	\$6,464,754	\$7,212,653	\$8,877,674	\$8,727,505
DEC	\$7,650,497	\$9,095,082	\$6,858,700	\$7,618,087	\$8,980,458	\$9,219,893
JAN	\$7,823,245	\$9,780,592	\$7,037,876	\$7,945,119	\$9,375,377	\$9,186,293
FEB	\$7,256,744	\$8,481,219	\$6,369,051	\$8,254,015	\$8,776,583	\$8,776,468
MAR	\$7,405,021	\$9,108,001	\$6,816,706	\$8,376,409	\$8,796,632	\$8,908,051
APR	\$7,532,480	\$9,099,189	\$6,750,250	\$8,707,130	\$8,998,039	\$9,284,100
MAY	\$7,423,453	\$9,058,523	\$6,867,903	\$8,895,569	\$8,900,029	\$9,266,063
JUN	\$8,390,424	\$9,110,028	\$6,883,591	\$8,732,036	\$9,111,411	\$9,271,479
Average	\$7,818,777	\$9,250,710	\$7,463,019	\$8,076,889	\$9,248,553	\$9,355,029
Total	\$93,825,328	\$111,008,520	\$89,556,223	\$96,922,671	\$110,982,634	\$112,260,347

