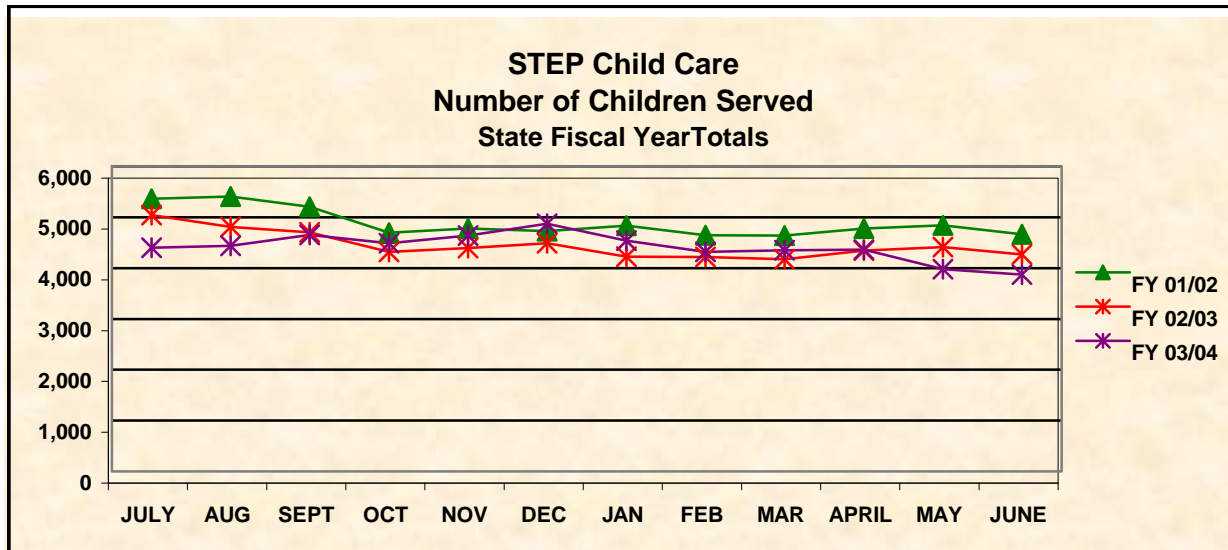


CHILD CARE ASSISTANCE PROGRAM

State Fiscal Year Totals

STEP - Number of Children Served

MONTH	FY 98/99	FY 99/00	FY 00/01	FY 01/02	FY 02/03	FY 03/04
JULY	19,078	11,655	7,018	5,361	5,044	4,399
AUG	17,341	9,732	6,590	5,411	4,810	4,440
SEPT	17,546	10,113	7,574	5,206	4,703	4,653
OCT	17,046	8,473	6,431	4,694	4,320	4,491
NOV	14,010	7,871	6,268	4,778	4,396	4,641
DEC	16,734	8,831	7,877	4,730	4,492	4,875
JAN	15,005	7,369	5,950	4,838	4,226	4,538
FEB	12,837	7,186	4,436	4,648	4,221	4,316
MAR	15,194	7,679	4,874	4,643	4,173	4,353
APRIL	14,163	6,951	4,507	4,780	4,345	4,366
MAY	11,667	6,762	4,615	4,841	4,414	3,980
JUNE	10,015	6,630	4,669	4,667	4,266	3,870
Average	15,053	8,271	5,901	4,883	4,451	4,410
Total	180,636	99,252	70,809	58,597	53,410	52,922

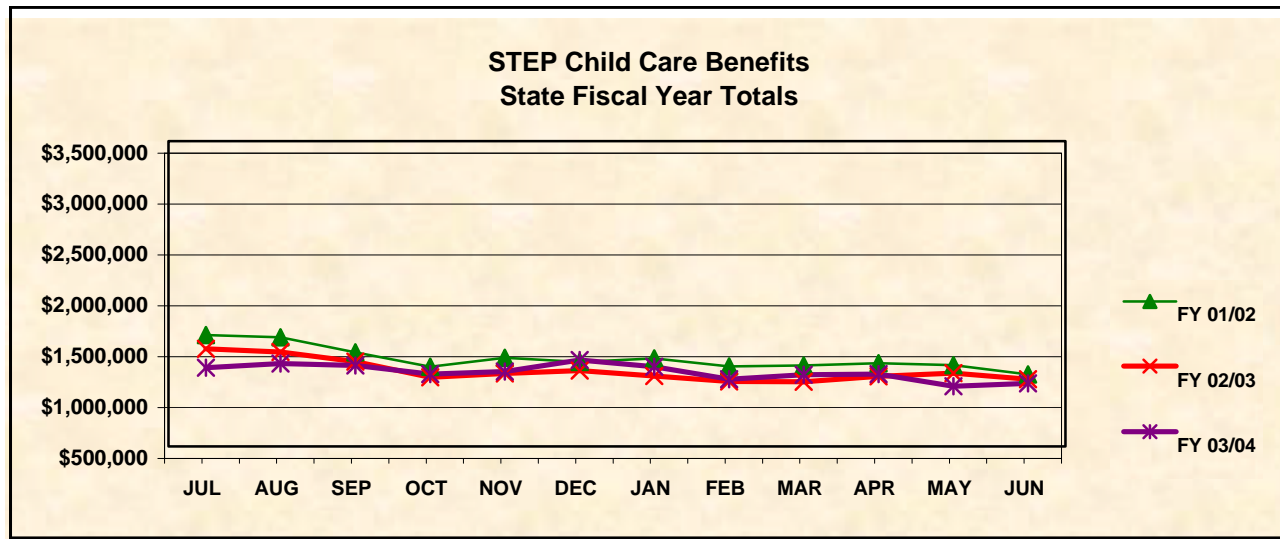


CHILD CARE ASSISTANCE PROGRAM

State Fiscal Yearly Totals

STEP Child Care - Benefits

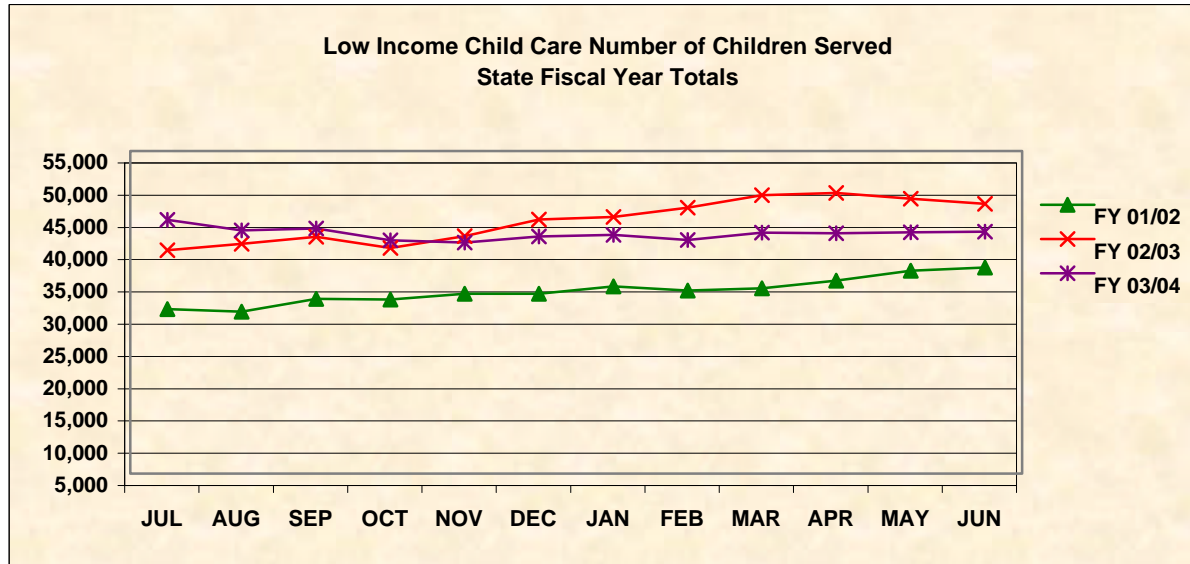
MONTH	FY 98/99	FY 99/00	FY 00/01	FY 01/02	FY 02/03	FY 03/04
JUL	\$2,984,737	\$2,056,484	\$1,527,681	\$1,593,573	\$1,458,281	1,272,990
AUG	\$2,893,401	\$1,815,999	\$1,461,685	\$1,573,272	\$1,428,487	1,315,350
SEP	\$2,574,684	\$1,749,479	\$1,569,550	\$1,424,759	\$1,333,886	1,294,386
OCT	\$2,412,654	\$1,435,134	\$1,303,459	\$1,283,547	\$1,180,248	1,211,843
NOV	\$2,126,551	\$1,513,170	\$1,343,100	\$1,369,723	\$1,217,538	1,234,735
DEC	\$2,321,049	\$1,651,675	\$1,618,911	\$1,331,228	\$1,243,779	1,348,590
JAN	\$2,199,264	\$1,436,737	\$1,281,364	\$1,365,255	\$1,192,675	1,283,295
FEB	\$1,904,489	\$1,377,470	\$1,044,079	\$1,286,170	\$1,138,087	1,159,536
MAR	\$1,817,352	\$1,526,042	\$1,204,789	\$1,295,728	\$1,135,788	1,205,583
APR	\$2,163,061	\$1,418,316	\$1,289,484	\$1,319,132	\$1,188,883	1,212,219
MAY	\$1,838,837	\$1,307,610	\$1,304,405	\$1,299,395	\$1,220,053	1,091,602
JUN	\$1,636,596	\$1,384,380	\$1,263,038	\$1,206,076	\$1,159,757	1,118,990
Average	\$2,239,390	\$1,556,041	\$1,350,962	\$1,362,322	\$1,241,455	1,229,093
Total	\$26,872,675	\$18,672,496	\$16,211,545	\$16,347,858	\$14,897,462	14,749,117



CHILD CARE ASSISTANCE PROGRAM
State Fiscal Yearly Totals

Low Income - Number of Children Served

MONTH	FY 98/99	FY 99/00	FY 00/01	FY 01/02	FY 02/03	FY 03/04
JUL	21,022	30,548	37,308	30,478	39,622	44,328
AUG	20,585	30,382	38,616	30,119	40,611	42,698
SEP	23,198	30,954	38,428	32,077	41,703	42,999
OCT	22,735	27,481	36,019	31,968	39,968	41,167
NOV	23,439	27,787	37,872	32,872	41,783	40,806
DEC	26,244	31,244	38,899	32,890	44,364	41,759
JAN	26,591	28,443	39,383	34,040	44,781	41,981
FEB	27,288	23,631	37,742	33,380	46,226	41,234
MAR	29,127	34,628	36,429	33,736	48,152	42,348
APR	30,878	35,725	34,495	34,910	48,506	42,238
MAY	31,409	36,689	31,965	36,444	47,593	42,394
JUN	32,597	37,314	30,599	36,927	46,792	42,508
Average	26,259	31,236	36,480	33,320	44,175	42,205
Total	315,113	374,826	437,755	399,841	530,101	506,460

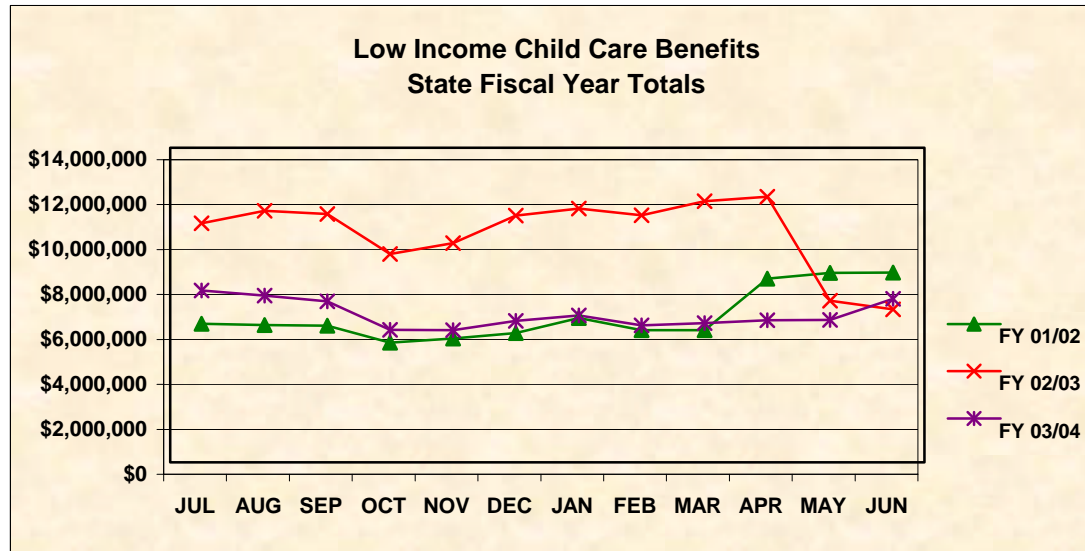


CHILD CARE ASSISTANCE PROGRAM

State Fiscal Yearly Totals

Low Income - Benefits

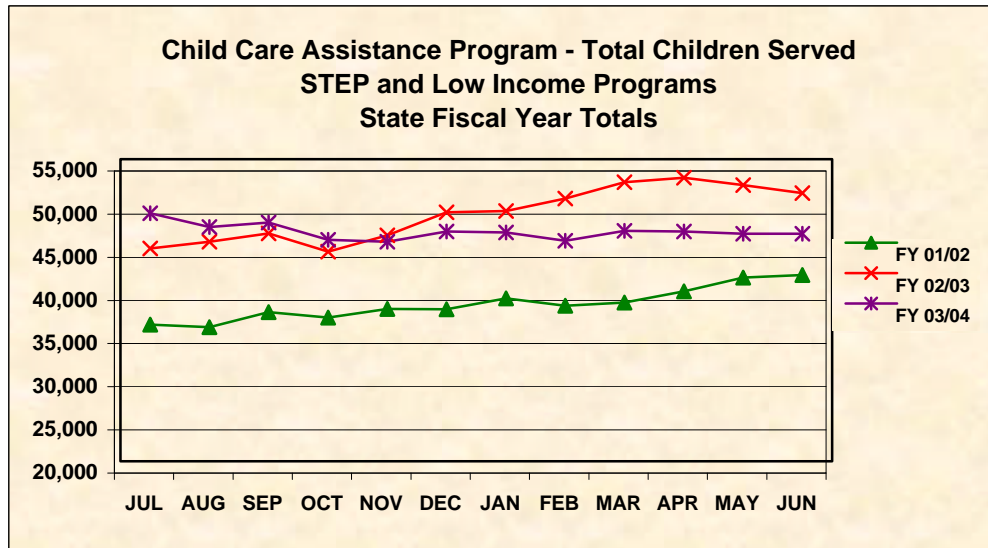
MONTH	FY 98/99	FY 99/00	FY 00/01	FY 01/02	FY 02/03	FY 03/04
JUL	\$4,363,682	\$6,438,128	\$8,749,532	\$6,172,071	\$10,641,160	\$7,647,929
AUG	\$4,381,385	\$6,815,730	\$9,553,428	\$6,109,328	\$11,190,034	\$7,416,979
SEP	\$5,055,983	\$6,821,788	\$8,905,686	\$6,079,158	\$11,054,534	\$7,167,281
OCT	\$4,188,214	\$5,347,198	\$7,560,651	\$5,332,870	\$9,270,002	\$5,893,919
NOV	\$4,344,980	\$5,910,008	\$8,060,216	\$5,506,037	\$9,762,300	\$5,888,053
DEC	\$5,192,506	\$7,042,655	\$8,199,683	\$5,749,321	\$10,977,263	\$6,301,907
JAN	\$5,039,064	\$6,344,508	\$8,548,177	\$6,417,782	\$11,289,694	\$6,539,950
FEB	\$5,037,484	\$7,726,327	\$6,486,969	\$5,884,948	\$10,994,072	\$6,097,208
MAR	\$3,767,356	\$7,910,338	\$6,213,500	\$5,876,307	\$11,628,137	\$6,199,438
APR	\$5,933,932	\$7,462,349	\$6,080,523	\$8,177,564	\$11,817,342	\$6,320,261
MAY	\$5,991,462	\$7,738,922	\$5,565,413	\$8,433,807	\$7,187,163	\$6,331,851
JUN	\$6,172,018	\$7,705,538	\$5,154,350	\$8,441,758	\$6,809,189	\$7,271,434
Average	\$4,955,672	\$6,938,624	\$7,423,177	\$6,515,079	\$10,218,407	\$6,589,684
Total	\$59,468,066	\$83,263,489	\$89,078,128	\$78,180,951	\$122,620,890	\$79,076,211



CHILD CARE ASSISTANCE PROGRAM
State Fiscal Yearly Totals

Total (STEP + Low Income) Number of Children

MONTH	FY 98/99	FY 99/00	FY 00/01	FY 01/02	FY 02/03	FY 03/04
JUL	40,100	42,203	44,326	35,839	44,666	48,727
AUG	37,926	40,114	45,206	35,530	45,421	47,138
SEP	40,744	41,067	46,002	37,283	46,406	47,652
OCT	39,781	35,954	42,450	36,662	44,288	45,658
NOV	37,449	35,658	44,140	37,650	46,179	45,447
DEC	42,978	40,075	46,776	37,620	48,856	46,634
JAN	41,596	35,812	45,333	38,878	49,007	46,519
FEB	40,125	30,817	42,178	38,028	50,447	45,550
MAR	44,321	42,307	41,303	38,379	52,325	46,701
APR	45,041	42,676	39,002	39,690	52,851	46,604
MAY	43,076	43,451	36,580	41,285	52,007	46,374
JUN	42,612	43,944	35,268	41,594	51,058	46,378
Average	41,312	39,507	42,380	38,203	48,626	46,615
Total	495,749	474,078	508,564	458,438	583,511	559,382



CHILD CARE ASSISTANCE PROGRAM

State Fiscal Yearly Totals

Total (STEP + Low Income) Benefits

MONTH	FY 98/99	FY 99/00	FY 00/01	FY 01/02	FY 02/03	FY 03/04
JUL	\$7,348,419	\$8,494,612	\$10,277,213	\$7,765,644	\$12,099,441	\$8,920,919
AUG	\$7,274,786	\$8,631,729	\$11,015,113	\$7,682,600	\$12,618,522	\$8,732,329
SEP	\$7,630,667	\$8,571,267	\$10,475,236	\$7,503,917	\$12,388,420	\$8,461,667
OCT	\$6,600,868	\$6,782,332	\$8,864,110	\$6,616,417	\$10,450,250	\$7,105,762
NOV	\$6,471,531	\$7,423,178	\$9,403,316	\$6,875,760	\$10,979,838	\$7,122,788
DEC	\$7,513,555	\$8,694,330	\$9,818,594	\$7,080,549	\$12,221,042	\$7,650,497
JAN	\$7,238,328	\$7,781,245	\$9,829,541	\$7,783,037	\$12,482,370	\$7,823,245
FEB	\$6,941,973	\$9,103,797	\$7,531,048	\$7,171,118	\$12,132,159	\$7,256,744
MAR	\$5,584,708	\$9,436,380	\$7,418,289	\$7,172,035	\$12,763,925	\$7,405,021
APR	\$8,096,993	\$8,880,665	\$7,370,007	\$9,496,695	\$13,006,225	\$7,532,480
MAY	\$7,830,299	\$9,046,532	\$6,869,818	\$9,733,201	\$8,407,215	\$7,423,453
JUN	\$7,808,614	\$9,089,918	\$6,417,388	\$9,647,833	\$7,968,946	\$8,390,424
Average	\$7,195,062	\$8,494,665	\$8,774,139	\$7,877,401	\$11,459,863	\$7,818,777
Total	\$86,340,741	\$101,935,985	\$105,289,673	\$94,528,806	\$137,518,351	\$93,825,328

