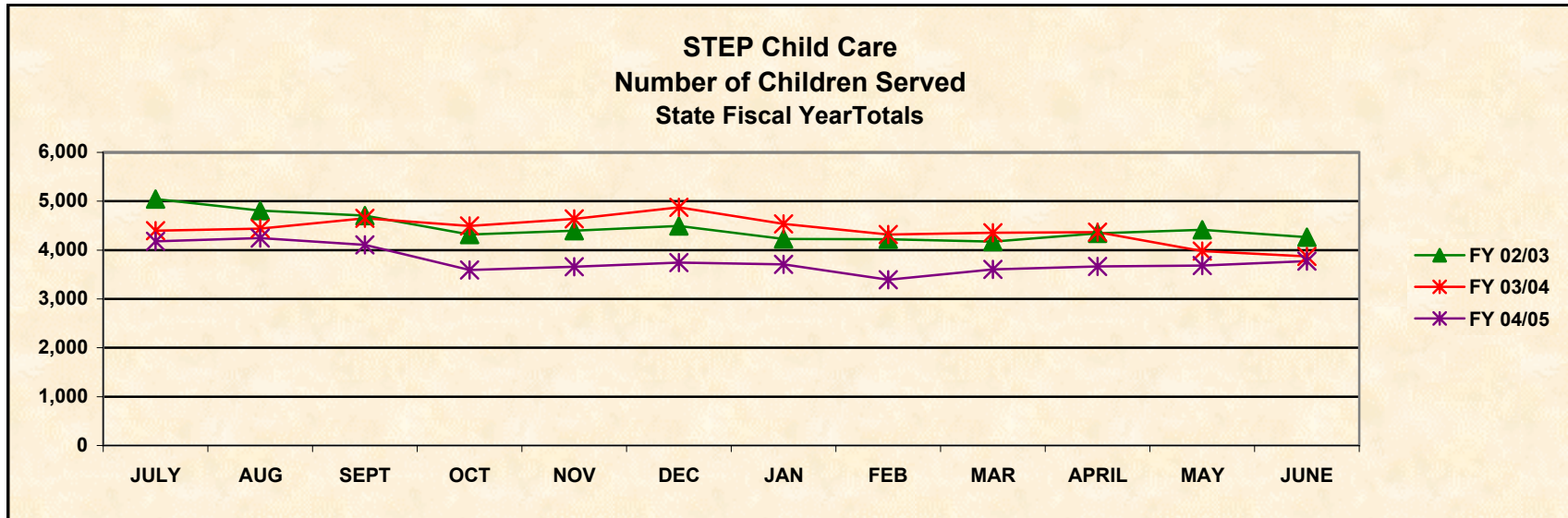


CHILD CARE ASSISTANCE PROGRAM

State Fiscal Year Totals

STEP - Number of Children Served

MONTH	FY 98/99	FY 99/00	FY 00/01	FY 01/02	FY 02/03	FY 03/04	FY 04/05
JULY	19,078	11,655	7,018	5,361	5,044	4,399	4,180
AUG	17,341	9,732	6,590	5,411	4,810	4,440	4,245
SEPT	17,546	10,113	7,574	5,206	4,703	4,653	4,108
OCT	17,046	8,473	6,431	4,694	4,320	4,491	3,594
NOV	14,010	7,871	6,268	4,778	4,396	4,641	3,657
DEC	16,734	8,831	7,877	4,730	4,492	4,875	3,746
JAN	15,005	7,369	5,950	4,838	4,226	4,538	3,710
FEB	12,837	7,186	4,436	4,648	4,221	4,316	3,392
MAR	15,194	7,679	4,874	4,643	4,173	4,353	3,605
APRIL	14,163	6,951	4,507	4,780	4,345	4,366	3,667
MAY	11,667	6,762	4,615	4,841	4,414	3,980	3,682
JUNE	10,015	6,630	4,669	4,667	4,266	3,870	3,775
Average	15,053	8,271	5,901	4,883	4,451	4,410	3,780
Total	180,636	99,252	70,809	58,597	53,410	52,922	45,361

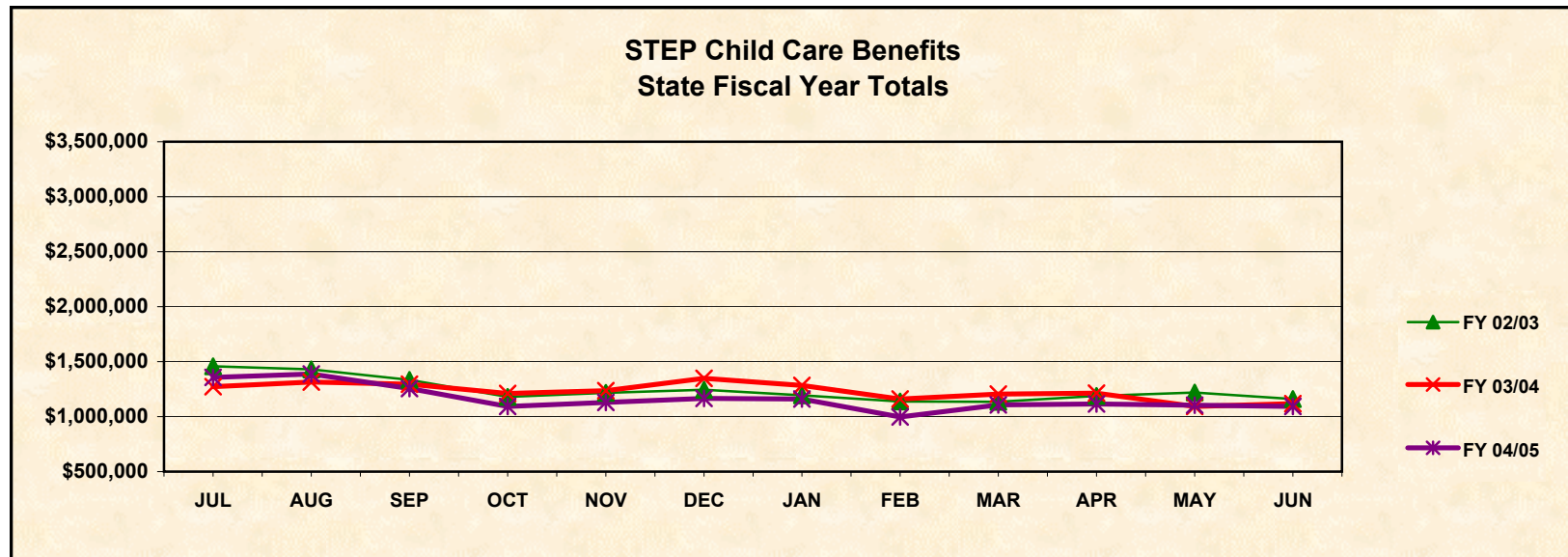


CHILD CARE ASSISTANCE PROGRAM

State Fiscal Year Totals

STEP Child Care - Benefits

MONTH	FY 98/99	FY 99/00	FY 00/01	FY 01/02	FY 02/03	FY 03/04	FY 04/05
JUL	\$2,984,737	\$2,056,484	\$1,527,681	\$1,593,573	\$1,458,281	\$1,272,990	\$1,355,417
AUG	\$2,893,401	\$1,815,999	\$1,461,685	\$1,573,272	\$1,428,487	\$1,315,350	\$1,388,056
SEP	\$2,574,684	\$1,749,479	\$1,569,550	\$1,424,759	\$1,333,886	\$1,294,386	\$1,255,140
OCT	\$2,412,654	\$1,435,134	\$1,303,459	\$1,283,547	\$1,180,248	\$1,211,843	\$1,093,756
NOV	\$2,126,551	\$1,513,170	\$1,343,100	\$1,369,723	\$1,217,538	\$1,234,735	\$1,130,027
DEC	\$2,321,049	\$1,651,675	\$1,618,911	\$1,331,228	\$1,243,779	\$1,348,590	\$1,166,205
JAN	\$2,199,264	\$1,436,737	\$1,281,364	\$1,365,255	\$1,192,675	\$1,283,295	\$1,160,572
FEB	\$1,904,489	\$1,377,470	\$1,044,079	\$1,286,170	\$1,138,087	\$1,159,536	\$997,324
MAR	\$1,817,352	\$1,526,042	\$1,204,789	\$1,295,728	\$1,135,788	\$1,205,583	\$1,106,626
APR	\$2,163,061	\$1,418,316	\$1,289,484	\$1,319,132	\$1,188,883	\$1,212,219	\$1,115,324
MAY	\$1,838,837	\$1,307,610	\$1,304,405	\$1,299,395	\$1,220,053	\$1,091,602	\$1,103,286
JUN	\$1,636,596	\$1,384,380	\$1,263,038	\$1,206,076	\$1,159,757	\$1,118,990	\$1,093,409
Average	\$2,239,390	\$1,556,041	\$1,350,962	\$1,362,322	\$1,241,455	\$1,229,093	\$1,163,762
Total	\$26,872,675	\$18,672,496	\$16,211,545	\$16,347,858	\$14,897,462	\$14,749,117	\$13,965,142

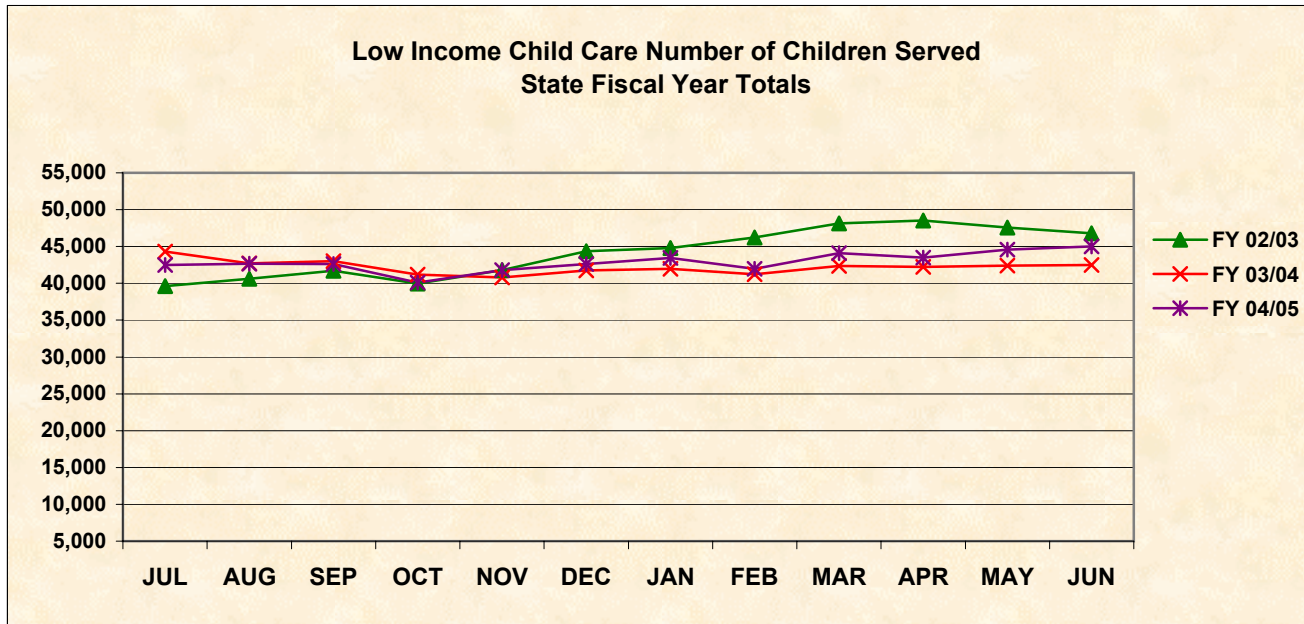


CHILD CARE ASSISTANCE PROGRAM

State Fiscal Year Totals

Low Income - Number of Children Served

MONTH	FY 98/99	FY 99/00	FY 00/01	FY 01/02	FY 02/03	FY 03/04	FY 04/05
JUL	21,022	30,548	37,308	30,478	39,622	44,328	42,481
AUG	20,585	30,382	38,616	30,119	40,611	42,698	42,678
SEP	23,198	30,954	38,428	32,077	41,703	42,999	42,635
OCT	22,735	27,481	36,019	31,968	39,968	41,167	40,098
NOV	23,439	27,787	37,872	32,872	41,783	40,806	41,780
DEC	26,244	31,244	38,899	32,890	44,364	41,759	42,599
JAN	26,591	28,443	39,383	34,040	44,781	41,981	43,441
FEB	27,288	23,631	37,742	33,380	46,226	41,234	41,949
MAR	29,127	34,628	36,429	33,736	48,152	42,348	44,094
APR	30,878	35,725	34,495	34,910	48,506	42,238	43,477
MAY	31,409	36,689	31,965	36,444	47,593	42,394	44,554
JUN	32,597	37,314	30,599	36,927	46,792	42,508	45,018
Average	26,259	31,236	36,480	33,320	44,175	42,205	42,900
Total	315,113	374,826	437,755	399,841	530,101	506,460	514,804




CHILD CARE ASSISTANCE PROGRAM

State Fiscal Yearly Totals

Low Income - Benefits

MONTH	FY 98/99	FY 99/00	FY 00/01	FY 01/02	FY 02/03	FY 03/04	FY 04/05
JUL	\$4,363,682	\$6,438,128	\$8,749,532	\$6,172,071	\$10,641,160	\$7,647,929	\$8,732,800
AUG	\$4,381,385	\$6,815,730	\$9,553,428	\$6,109,328	\$11,190,034	\$7,416,979	\$9,032,242
SEP	\$5,055,983	\$6,821,788	\$8,905,686	\$6,079,158	\$11,054,534	\$7,167,281	\$8,707,362
OCT	\$4,188,214	\$5,347,198	\$7,560,651	\$5,332,870	\$9,270,002	\$5,893,919	\$7,076,191
NOV	\$4,344,980	\$5,910,008	\$8,060,216	\$5,506,037	\$9,762,300	\$5,888,053	\$7,504,894
DEC	\$5,192,506	\$7,042,655	\$8,199,683	\$5,749,321	\$10,977,263	\$6,301,907	\$7,928,877
JAN	\$5,039,064	\$6,344,508	\$8,548,177	\$6,417,782	\$11,289,694	\$6,539,950	\$8,620,020
FEB	\$5,037,484	\$7,726,327	\$6,486,969	\$5,884,948	\$10,994,072	\$6,097,208	\$7,483,895
MAR	\$3,767,356	\$7,910,338	\$6,213,500	\$5,876,307	\$11,628,137	\$6,199,438	\$8,001,375
APR	\$5,933,932	\$7,462,349	\$6,080,523	\$8,177,564	\$11,817,342	\$6,320,261	\$7,983,866
MAY	\$5,991,462	\$7,738,922	\$5,565,413	\$8,433,807	\$7,187,163	\$6,331,851	\$7,955,237
JUN	\$6,172,018	\$7,705,538	\$5,154,350	\$8,441,758	\$6,809,189	\$7,271,434	\$8,016,619
Average	\$4,955,672	\$6,938,624	\$7,423,177	\$6,515,079	\$10,218,407	\$6,589,684	\$8,086,948
Total	\$59,468,066	\$83,263,489	\$89,078,128	\$78,180,951	\$122,620,890	\$79,076,211	\$97,043,378

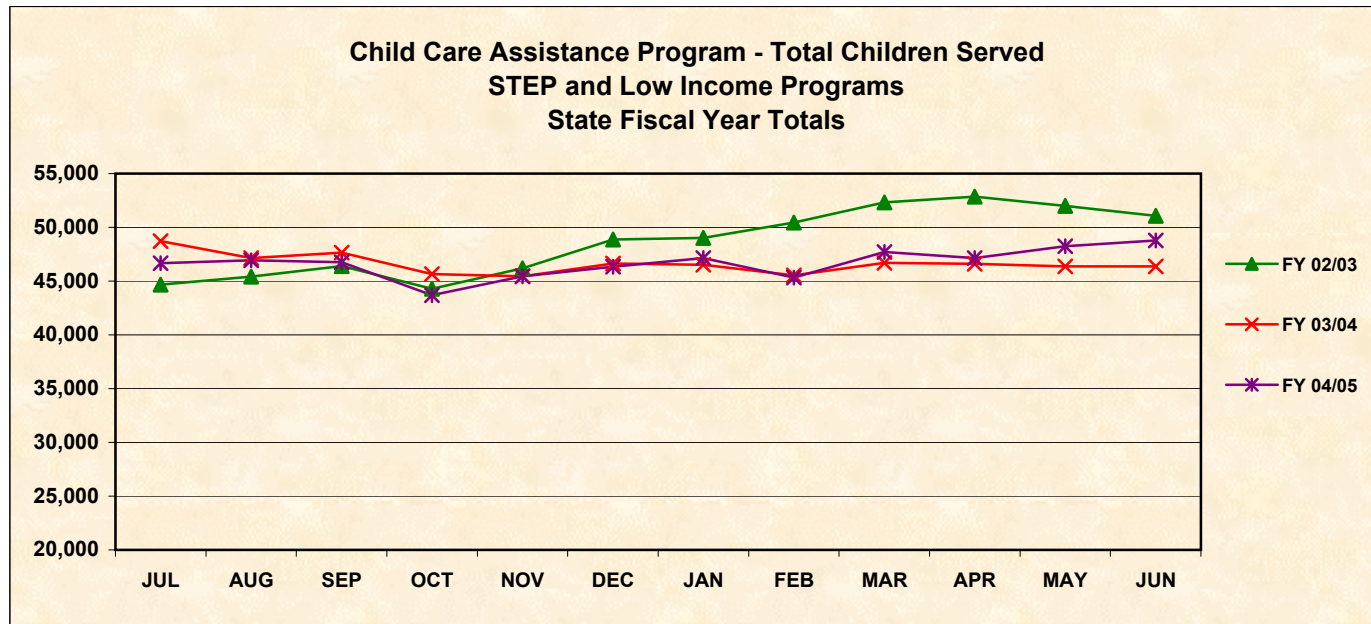


CHILD CARE ASSISTANCE PROGRAM

State Fiscal Yearly Totals

Total (STEP + Low Income) Number of Children

MONTH	FY 98/99	FY 99/00	FY 00/01	FY 01/02	FY 02/03	FY 03/04	FY 04/05
JUL	40,100	42,203	44,326	35,839	44,666	48,727	46,661
AUG	37,926	40,114	45,206	35,530	45,421	47,138	46,923
SEP	40,744	41,067	46,002	37,283	46,406	47,652	46,743
OCT	39,781	35,954	42,450	36,662	44,288	45,658	43,692
NOV	37,449	35,658	44,140	37,650	46,179	45,447	45,437
DEC	42,978	40,075	46,776	37,620	48,856	46,634	46,345
JAN	41,596	35,812	45,333	38,878	49,007	46,519	47,151
FEB	40,125	30,817	42,178	38,028	50,447	45,550	45,341
MAR	44,321	42,307	41,303	38,379	52,325	46,701	47,699
APR	45,041	42,676	39,002	39,690	52,851	46,604	47,144
MAY	43,076	43,451	36,580	41,285	52,007	46,374	48,236
JUN	42,612	43,944	35,268	41,594	51,058	46,378	48,793
Average	41,312	39,507	42,380	38,203	48,626	46,615	46,680
Total	495,749	474,078	508,564	458,438	583,511	559,382	560,165



CHILD CARE ASSISTANCE PROGRAM

State Fiscal Yearly Totals

Total (STEP + Low Income) Benefits

MONTH	FY 98/99	FY 99/00	FY 00/01	FY 01/02	FY 02/03	FY 03/04	FY 04/05
JUL	\$7,348,419	\$8,494,612	\$10,277,213	\$7,765,644	\$12,099,441	\$8,920,919	\$10,088,217
AUG	\$7,274,786	\$8,631,729	\$11,015,113	\$7,682,600	\$12,618,522	\$8,732,329	\$10,420,297
SEP	\$7,630,667	\$8,571,267	\$10,475,236	\$7,503,917	\$12,388,420	\$8,461,667	\$9,962,502
OCT	\$6,600,868	\$6,782,332	\$8,864,110	\$6,616,417	\$10,450,250	\$7,105,762	\$8,169,947
NOV	\$6,471,531	\$7,423,178	\$9,403,316	\$6,875,760	\$10,979,838	\$7,122,788	\$8,634,921
DEC	\$7,513,555	\$8,694,330	\$9,818,594	\$7,080,549	\$12,221,042	\$7,650,497	\$9,095,082
JAN	\$7,238,328	\$7,781,245	\$9,829,541	\$7,783,037	\$12,482,370	\$7,823,245	\$9,780,592
FEB	\$6,941,973	\$9,103,797	\$7,531,048	\$7,171,118	\$12,132,159	\$7,256,744	\$8,481,219
MAR	\$5,584,708	\$9,436,380	\$7,418,289	\$7,172,035	\$12,763,925	\$7,405,021	\$9,108,001
APR	\$8,096,993	\$8,880,665	\$7,370,007	\$9,496,695	\$13,006,225	\$7,532,480	\$9,099,189
MAY	\$7,830,299	\$9,046,532	\$6,869,818	\$9,733,201	\$8,407,215	\$7,423,453	\$9,058,523
JUN	\$7,808,614	\$9,089,918	\$6,417,388	\$9,647,833	\$7,968,946	\$8,390,424	\$9,110,029
Average	\$7,195,062	\$8,494,665	\$8,774,139	\$7,877,401	\$11,459,863	\$7,818,777	\$9,250,710
Total	\$86,340,741	\$101,935,985	\$105,289,673	\$94,528,806	\$137,518,351	\$93,825,328	\$111,008,520

