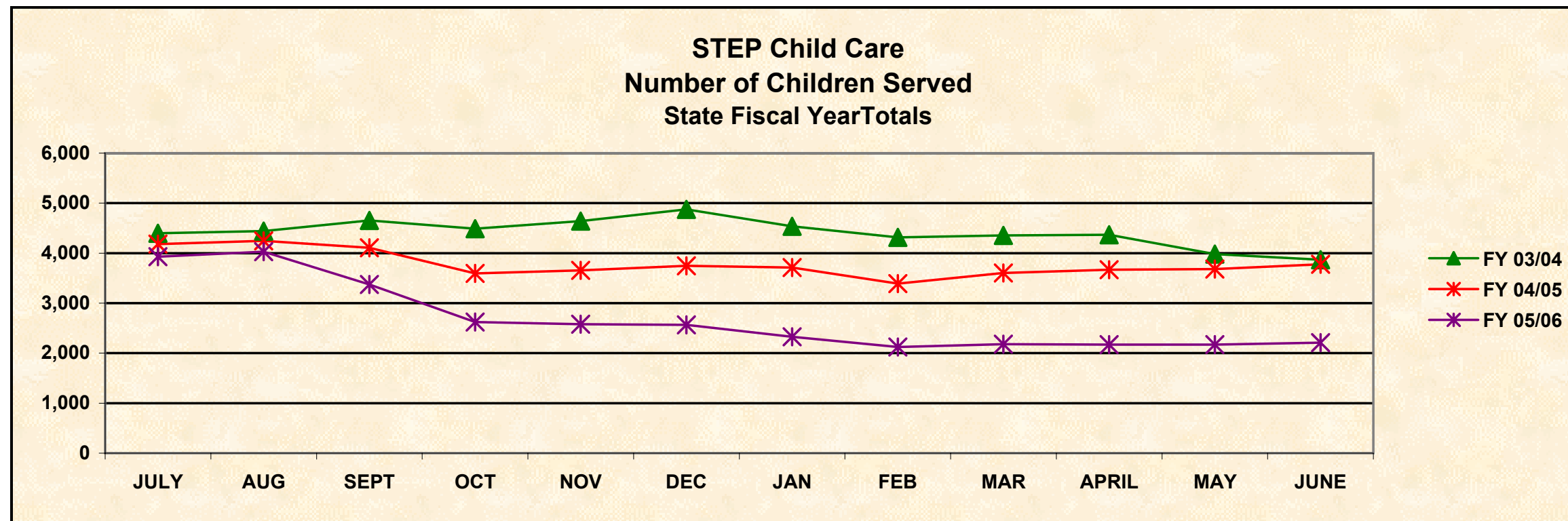


CHILD CARE ASSISTANCE PROGRAM

State Fiscal Year Totals

STEP - Number of Children Served

MONTH	FY 98/99	FY 99/00	FY 00/01	FY 01/02	FY 02/03	FY 03/04	FY 04/05	FY 05/06
JULY	19,078	11,655	7,018	5,361	5,044	4,399	4,180	3,929
AUG	17,341	9,732	6,590	5,411	4,810	4,440	4,245	4,031
SEPT	17,546	10,113	7,574	5,206	4,703	4,653	4,108	3,375
OCT	17,046	8,473	6,431	4,694	4,320	4,491	3,594	2,623
NOV	14,010	7,871	6,268	4,778	4,396	4,641	3,657	2,577
DEC	16,734	8,831	7,877	4,730	4,492	4,875	3,746	2,568
JAN	15,005	7,369	5,950	4,838	4,226	4,538	3,710	2,327
FEB	12,837	7,186	4,436	4,648	4,221	4,316	3,392	2,123
MAR	15,194	7,679	4,874	4,643	4,173	4,353	3,605	2,180
APRIL	14,163	6,951	4,507	4,780	4,345	4,366	3,667	2,170
MAY	11,667	6,762	4,615	4,841	4,414	3,980	3,682	2,170
JUNE	10,015	6,630	4,669	4,667	4,266	3,870	3,775	2,211
Average	15,053	8,271	5,901	4,883	4,451	4,410	3,780	2,690
Total	180,636	99,252	70,809	58,597	53,410	52,922	45,361	32,284

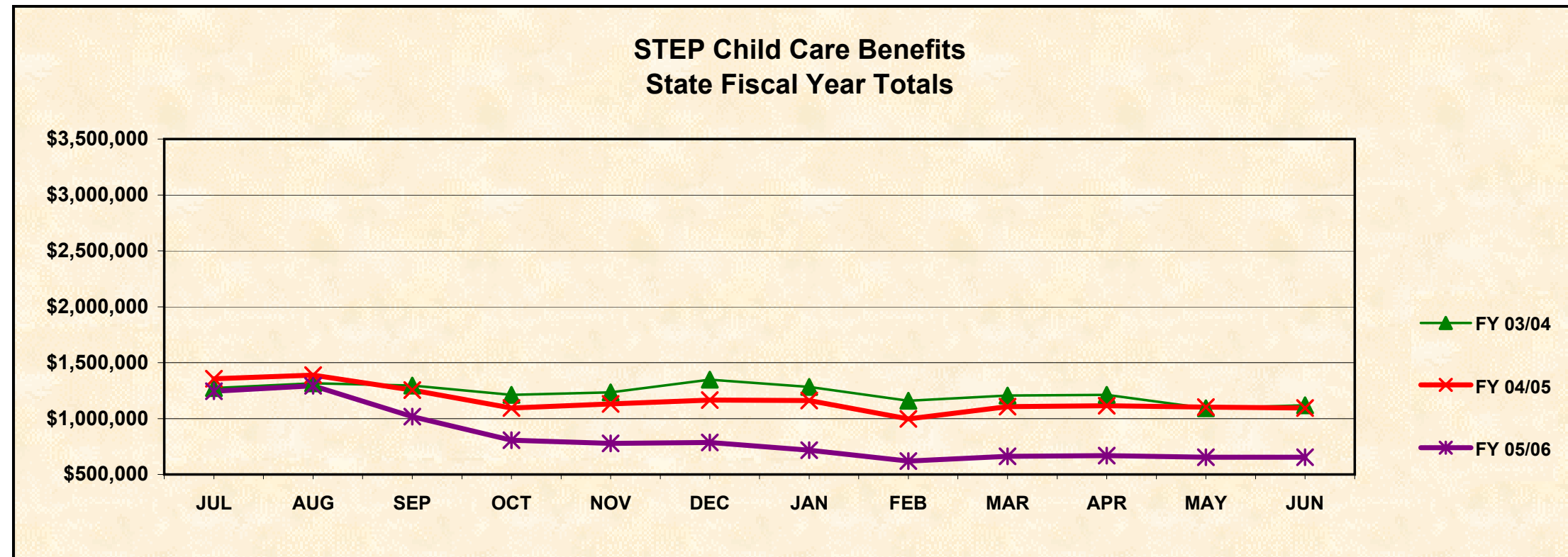


CHILD CARE ASSISTANCE PROGRAM

State Fiscal Year Totals

STEP Child Care - Benefits

MONTH	FY 98/99	FY 99/00	FY 00/01	FY 01/02	FY 02/03	FY 03/04	FY 04/05	FY 05/06
JUL	\$2,984,737	\$2,056,484	\$1,527,681	\$1,593,573	\$1,458,281	\$1,272,990	\$1,355,417	\$1,243,563
AUG	\$2,893,401	\$1,815,999	\$1,461,685	\$1,573,272	\$1,428,487	\$1,315,350	\$1,388,056	\$1,292,316
SEP	\$2,574,684	\$1,749,479	\$1,569,550	\$1,424,759	\$1,333,886	\$1,294,386	\$1,255,140	\$1,017,499
OCT	\$2,412,654	\$1,435,134	\$1,303,459	\$1,283,547	\$1,180,248	\$1,211,843	\$1,093,756	\$806,956
NOV	\$2,126,551	\$1,513,170	\$1,343,100	\$1,369,723	\$1,217,538	\$1,234,735	\$1,130,027	\$778,389
DEC	\$2,321,049	\$1,651,675	\$1,618,911	\$1,331,228	\$1,243,779	\$1,348,590	\$1,166,205	\$786,501
JAN	\$2,199,264	\$1,436,737	\$1,281,364	\$1,365,255	\$1,192,675	\$1,283,295	\$1,160,572	\$717,062
FEB	\$1,904,489	\$1,377,470	\$1,044,079	\$1,286,170	\$1,138,087	\$1,159,536	\$997,324	\$619,081
MAR	\$1,817,352	\$1,526,042	\$1,204,789	\$1,295,728	\$1,135,788	\$1,205,583	\$1,106,626	\$661,638
APR	\$2,163,061	\$1,418,316	\$1,289,484	\$1,319,132	\$1,188,883	\$1,212,219	\$1,115,324	\$667,640
MAY	\$1,838,837	\$1,307,610	\$1,304,405	\$1,299,395	\$1,220,053	\$1,091,602	\$1,103,286	\$653,996
JUN	\$1,636,596	\$1,384,380	\$1,263,038	\$1,206,076	\$1,159,757	\$1,118,990	\$1,093,409	\$654,483
Average	\$2,239,390	\$1,556,041	\$1,350,962	\$1,362,322	\$1,241,455	\$1,229,093	\$1,163,762	\$824,927
Total	\$26,872,675	\$18,672,496	\$16,211,545	\$16,347,858	\$14,897,462	\$14,749,117	\$13,965,142	\$9,899,125

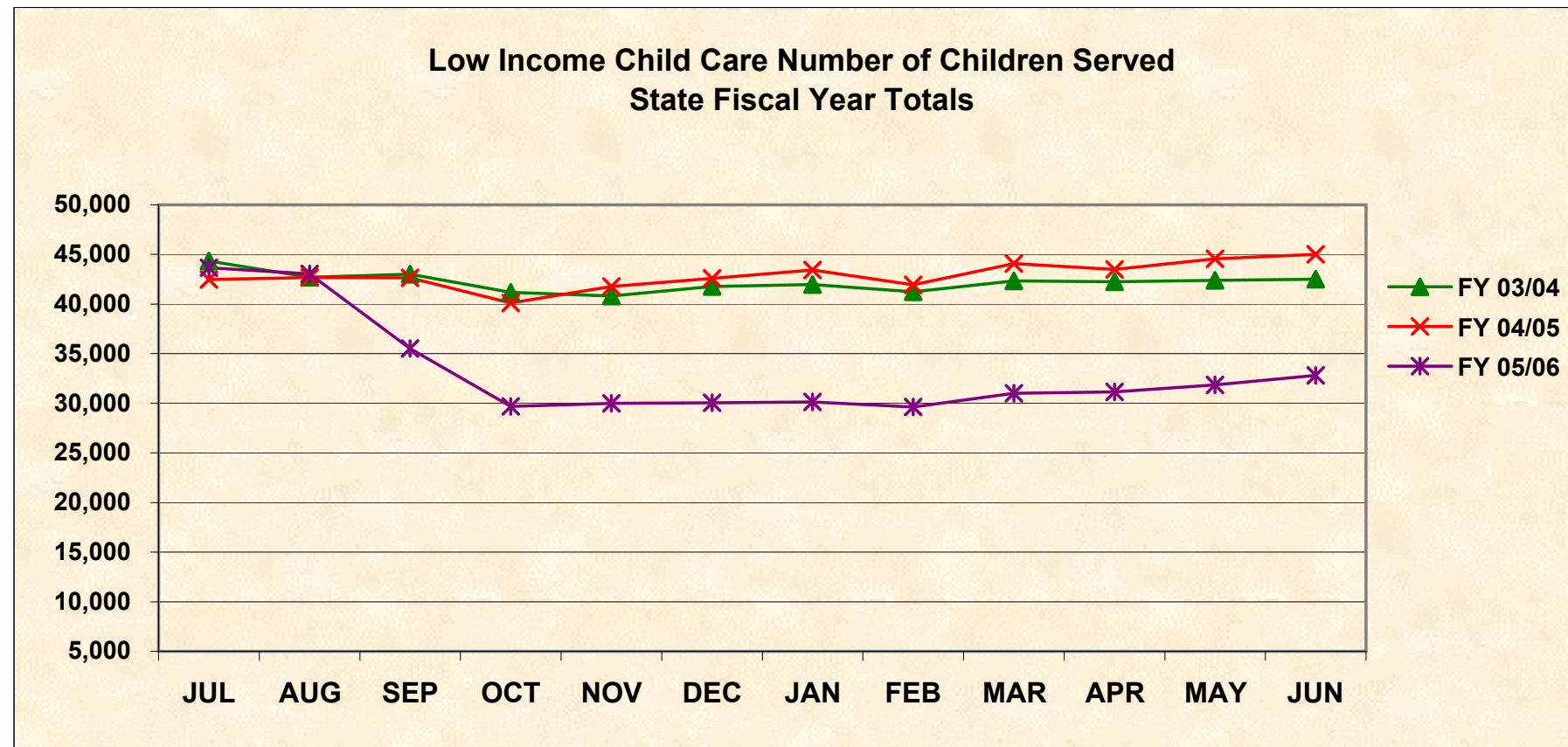


CHILD CARE ASSISTANCE PROGRAM

State Fiscal Year Totals

Low Income - Number of Children Served

MONTH	FY 98/99	FY 99/00	FY 00/01	FY 01/02	FY 02/03	FY 03/04	FY 04/05	FY 05/06
JUL	21,022	30,548	37,308	30,478	39,622	44,328	42,481	43,660
AUG	20,585	30,382	38,616	30,119	40,611	42,698	42,678	43,038
SEP	23,198	30,954	38,428	32,077	41,703	42,999	42,635	35,517
OCT	22,735	27,481	36,019	31,968	39,968	41,167	40,098	29,685
NOV	23,439	27,787	37,872	32,872	41,783	40,806	41,780	29,995
DEC	26,244	31,244	38,899	32,890	44,364	41,759	42,599	30,060
JAN	26,591	28,443	39,383	34,040	44,781	41,981	43,441	30,136
FEB	27,288	23,631	37,742	33,380	46,226	41,234	41,949	29,619
MAR	29,127	34,628	36,429	33,736	48,152	42,348	44,094	31,009
APR	30,878	35,725	34,495	34,910	48,506	42,238	43,477	31,139
MAY	31,409	36,689	31,965	36,444	47,593	42,394	44,554	31,844
JUN	32,597	37,314	30,599	36,927	46,792	42,508	45,018	32,810
Average	26,259	31,236	36,480	33,320	44,175	42,205	42,900	33,209
Total	315,113	374,826	437,755	399,841	530,101	506,460	514,804	398,512

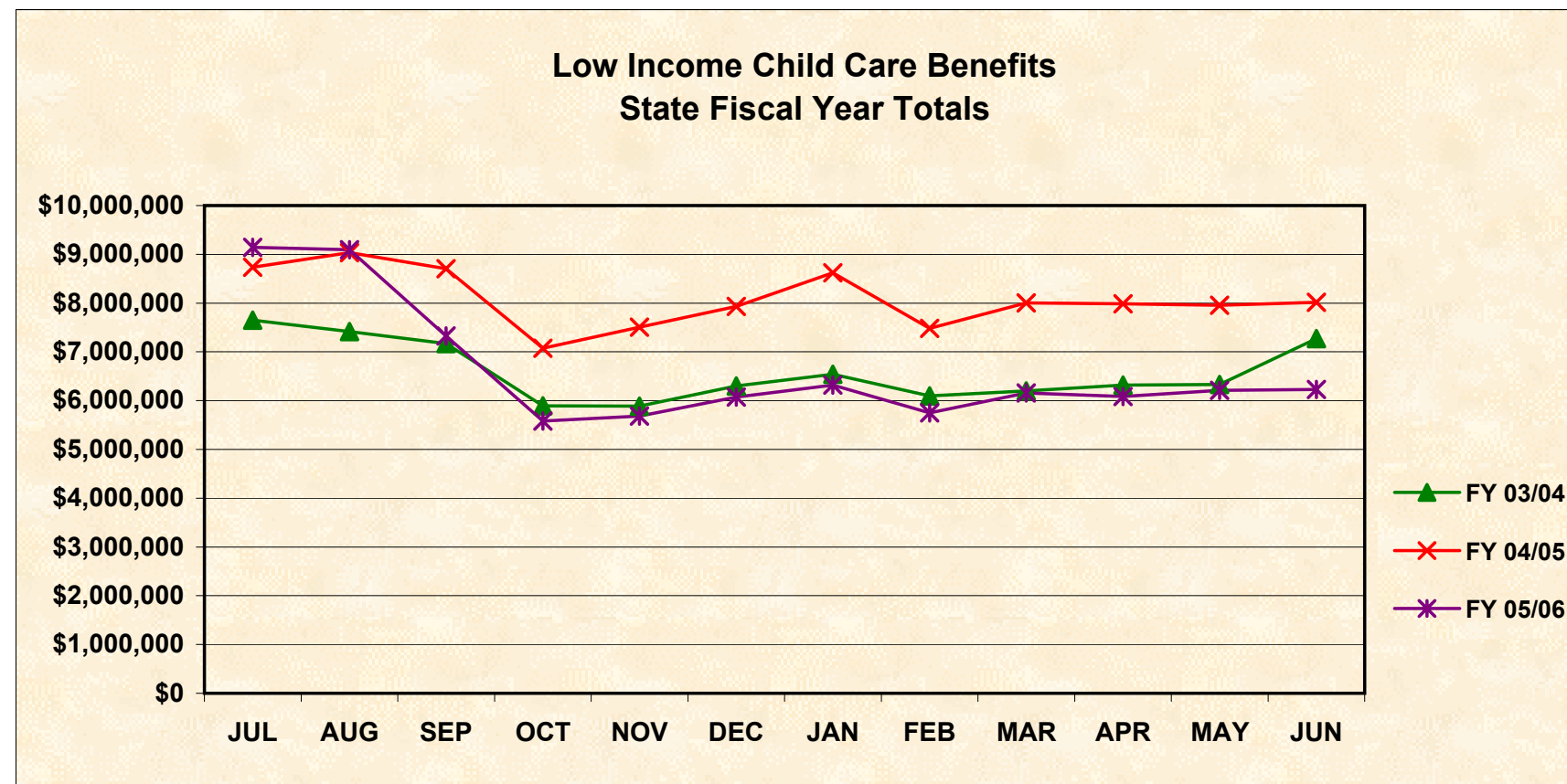


CHILD CARE ASSISTANCE PROGRAM

State Fiscal Yearly Totals

Low Income - Benefits

MONTH	FY 98/99	FY 99/00	FY 00/01	FY 01/02	FY 02/03	FY 03/04	FY 04/05	FY 05/06
JUL	\$4,363,682	\$6,438,128	\$8,749,532	\$6,172,071	\$10,641,160	\$7,647,929	\$8,732,800	\$9,141,627
AUG	\$4,381,385	\$6,815,730	\$9,553,428	\$6,109,328	\$11,190,034	\$7,416,979	\$9,032,242	\$9,096,273
SEP	\$5,055,983	\$6,821,788	\$8,905,686	\$6,079,158	\$11,054,534	\$7,167,281	\$8,707,362	\$7,326,283
OCT	\$4,188,214	\$5,347,198	\$7,560,651	\$5,332,870	\$9,270,002	\$5,893,919	\$7,076,191	\$5,582,876
NOV	\$4,344,980	\$5,910,008	\$8,060,216	\$5,506,037	\$9,762,300	\$5,888,053	\$7,504,894	\$5,686,365
DEC	\$5,192,506	\$7,042,655	\$8,199,683	\$5,749,321	\$10,977,263	\$6,301,907	\$7,928,877	\$6,072,199
JAN	\$5,039,064	\$6,344,508	\$8,548,177	\$6,417,782	\$11,289,694	\$6,539,950	\$8,620,020	\$6,320,814
FEB	\$5,037,484	\$7,726,327	\$6,486,969	\$5,884,948	\$10,994,072	\$6,097,208	\$7,483,895	\$5,749,971
MAR	\$3,767,356	\$7,910,338	\$6,213,500	\$5,876,307	\$11,628,137	\$6,199,438	\$8,001,375	\$6,155,068
APR	\$5,933,932	\$7,462,349	\$6,080,523	\$8,177,564	\$11,817,342	\$6,320,261	\$7,983,866	\$6,082,610
MAY	\$5,991,462	\$7,738,922	\$5,565,413	\$8,433,807	\$7,187,163	\$6,331,851	\$7,955,237	\$6,213,907
JUN	\$6,172,018	\$7,705,538	\$5,154,350	\$8,441,758	\$6,809,189	\$7,271,434	\$8,016,619	\$6,229,107
Average	\$4,955,672	\$6,938,624	\$7,423,177	\$6,515,079	\$10,218,407	\$6,589,684	\$8,086,948	\$6,638,092
Total	\$59,468,066	\$83,263,489	\$89,078,128	\$78,180,951	\$122,620,890	\$79,076,211	\$97,043,378	\$79,657,099

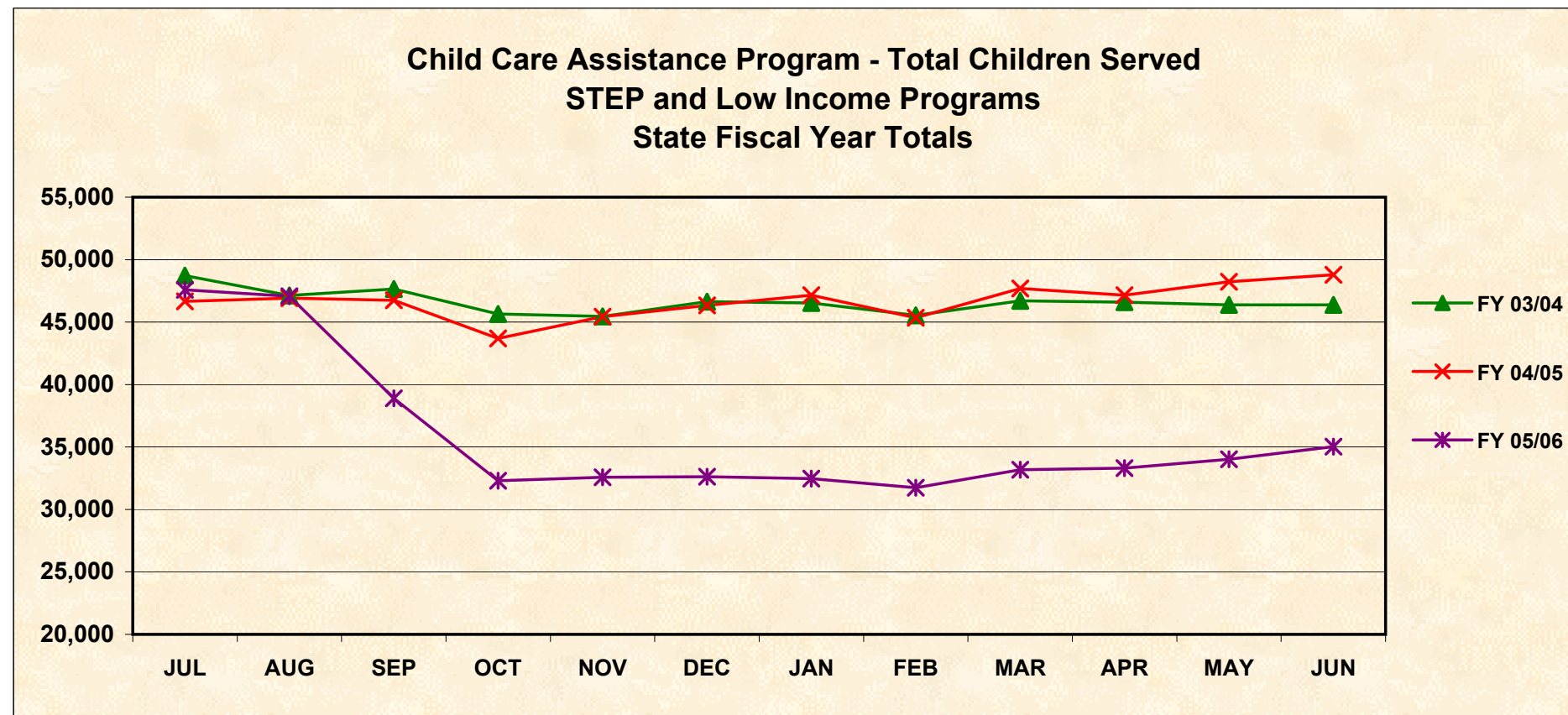


CHILD CARE ASSISTANCE PROGRAM

State Fiscal Yearly Totals

Total (STEP + Low Income) Number of Children

MONTH	FY 98/99	FY 99/00	FY 00/01	FY 01/02	FY 02/03	FY 03/04	FY 04/05	FY 05/06
JUL	40,100	42,203	44,326	35,839	44,666	48,727	46,661	47,589
AUG	37,926	40,114	45,206	35,530	45,421	47,138	46,923	47,069
SEP	40,744	41,067	46,002	37,283	46,406	47,652	46,743	38,892
OCT	39,781	35,954	42,450	36,662	44,288	45,658	43,692	32,308
NOV	37,449	35,658	44,140	37,650	46,179	45,447	45,437	32,572
DEC	42,978	40,075	46,776	37,620	48,856	46,634	46,345	32,628
JAN	41,596	35,812	45,333	38,878	49,007	46,519	47,151	32,463
FEB	40,125	30,817	42,178	38,028	50,447	45,550	45,341	31,742
MAR	44,321	42,307	41,303	38,379	52,325	46,701	47,699	33,189
APR	45,041	42,676	39,002	39,690	52,851	46,604	47,144	33,309
MAY	43,076	43,451	36,580	41,285	52,007	46,374	48,236	34,014
JUN	42,612	43,944	35,268	41,594	51,058	46,378	48,793	35,021
Average	41,312	39,507	42,380	38,203	48,626	46,615	46,680	35,900
Total	495,749	474,078	508,564	458,438	583,511	559,382	560,165	430,796



CHILD CARE ASSISTANCE PROGRAM

State Fiscal Yearly Totals

Total (STEP + Low Income) Benefits

MONTH	FY 98/99	FY 99/00	FY 00/01	FY 01/02	FY 02/03	FY 03/04	FY 04/05	FY 05/06
JUL	\$7,348,419	\$8,494,612	\$10,277,213	\$7,765,644	\$12,099,441	\$8,920,919	\$10,088,217	\$10,385,190
AUG	\$7,274,786	\$8,631,729	\$11,015,113	\$7,682,600	\$12,618,522	\$8,732,329	\$10,420,298	\$10,388,589
SEP	\$7,630,667	\$8,571,267	\$10,475,236	\$7,503,917	\$12,388,420	\$8,461,667	\$9,962,502	\$8,343,782
OCT	\$6,600,868	\$6,782,332	\$8,864,110	\$6,616,417	\$10,450,250	\$7,105,762	\$8,169,947	\$6,389,833
NOV	\$6,471,531	\$7,423,178	\$9,403,316	\$6,875,760	\$10,979,838	\$7,122,788	\$8,634,921	\$6,464,754
DEC	\$7,513,555	\$8,694,330	\$9,818,594	\$7,080,549	\$12,221,042	\$7,650,497	\$9,095,082	\$6,858,700
JAN	\$7,238,328	\$7,781,245	\$9,829,541	\$7,783,037	\$12,482,370	\$7,823,245	\$9,780,592	\$7,037,876
FEB	\$6,941,973	\$9,103,797	\$7,531,048	\$7,171,118	\$12,132,159	\$7,256,744	\$8,481,219	\$6,369,051
MAR	\$5,584,708	\$9,436,380	\$7,418,289	\$7,172,035	\$12,763,925	\$7,405,021	\$9,108,001	\$6,816,706
APR	\$8,096,993	\$8,880,665	\$7,370,007	\$9,496,695	\$13,006,225	\$7,532,480	\$9,099,189	\$6,750,250
MAY	\$7,830,299	\$9,046,532	\$6,869,818	\$9,733,201	\$8,407,215	\$7,423,453	\$9,058,523	\$6,867,903
JUN	\$7,808,614	\$9,089,918	\$6,417,388	\$9,647,833	\$7,968,946	\$8,390,424	\$9,110,028	\$6,883,591
Average	\$7,195,062	\$8,494,665	\$8,774,139	\$7,877,401	\$11,459,863	\$7,818,777	\$9,250,710	\$7,463,019
Total	\$86,340,741	\$101,935,985	\$105,289,673	\$94,528,806	\$137,518,351	\$93,825,328	\$111,008,520	\$89,556,223

