

## Child Welfare

In 2017, DCFS answered **50,682** calls of child abuse or neglect to its statewide, toll-free 24/7 hotline **1-855-4LA-KIDS**.

**3,907**

families served  
in family services  
in 2017


**7,868**

children served  
in foster care  
in 2017

**825**

foster homes  
newly certified  
in 2017

**2,559** children  
reunified with families  
**797** children adopted  
**173** youth aged out  
of the system in 2017



## Child Support Enforcement



In FFY 2017, there were  
**282,289** monthly child  
support cases on average, and  
more than **\$419.7 million**  
was collected for the year.

## Disability Determinations

In FFY 2017, Disability  
Determination Services (DDS)  
adjudicated disability claims for  
**74,310** workers and  
**10,103** children in Louisiana.



## Economic Stability

### Family Independence Temporary Assistance Program

In FFY 2017, an average  
**9,564** residents received  
FITAP benefits monthly,  
totaling **\$776,003**.

### Supplemental Nutrition Assistance Program

In FFY 2017, an average  
**985,769** residents  
received SNAP benefits  
monthly, totaling  
**\$116.1 million**.

### Kinship Care Subsidy Program

In FFY 2017, an average  
**3,654** children received  
KCSP benefits monthly,  
totaling **\$789,834**.

## Disaster Response & Recovery

In SFY 2017, DCFS trained **1,833** staff for Emergency Support Function 6 (ESF-6) work, responded to **6** emergency events, and logged over **62,345** hours in disaster response.

Recovery Support Function 3 (RSF-3) coordinated Children & Youth Recovery Task Force workshops in **5** parishes most impacted by 2016 floods.

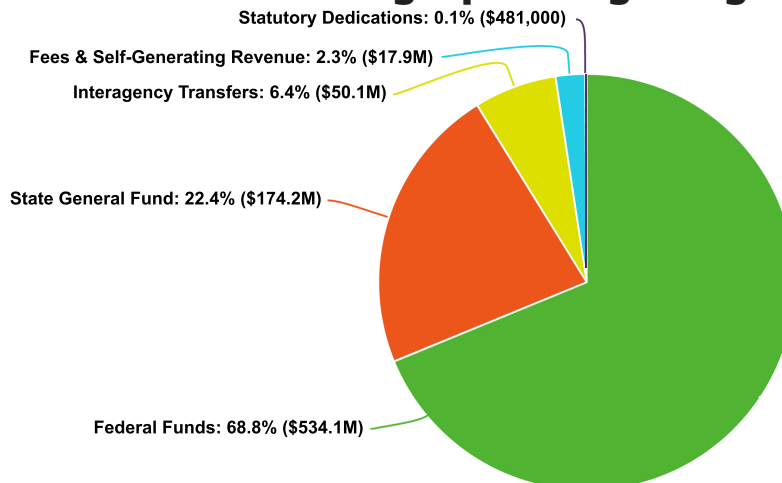
## DCFS Economic Impact

DCFS employs about **3,400** full-time staff around the state. In FFY 2017, **4,765** retailers accepted SNAP benefits which put more than **\$2.49 billion** into Louisiana's economy.

# Statewide Data

<b>Child Welfare</b>	
Total Reports of Abuse & Neglect in CY 2017	<b>50,682</b>
Total Child Protection Investigations in CY 2017	<b>20,770</b>
Family Services Open Cases as of December 31, 2017	<b>1,287</b>
Total Family Services Cases in CY 2017	<b>3,907</b>
Children in Foster Care each month, on average, in CY 2017	<b>4,683</b>
Total Children in Foster Care in CY 2017	<b>7,868</b>
Total Foster Children Reunified with Family in CY 2017	<b>2,559</b>
Total Foster Children Adopted in CY 2017	<b>797</b>
Total Youth who Aged Out of Care in CY 2017	<b>173</b>
Total Foster Homes Newly Certified in CY 2017	<b>825</b>
<b>Family Support</b>	
<b>Child Support Enforcement (CSE)</b>	
CSE Total Cases - FFY 2017 Monthly Average	<b>282,289</b>
CSE Collections - FFY 2017	<b>\$419,793,628</b>
<b>Family Independence Temporary Assistance Program (FITAP)</b>	
Number of FITAP Recipients each month, on average, in FFY 2017	<b>9,564</b>
FITAP Benefits Issued each month, on average, in FFY 2017	<b>\$776,003</b>
<b>Kinship Care Subsidy Program (KCSP)</b>	
Number of KCSP Recipients (Children) each month, on average, in FFY 2017	<b>3,654</b>
KCSP Benefits Issued each month, on average, in FFY 2017	<b>\$789,834</b>
<b>Supplemental Nutrition Assistance Program (SNAP)</b>	
Number of SNAP Recipients each month, on average, in FFY 2017	<b>985,769</b>
SNAP Benefits Issued FFY 2017	<b>\$1,393,435,056</b>
SNAP Applications Processed FFY 2017	<b>358,721</b>
Population percentage receiving SNAP in FFY 2017	<b>20.28%</b>
SNAP Economic Impact FFY 2017	<b>\$2,494,248,750</b>
Number of SNAP Retailers as of January 8, 2018	<b>4,765</b>
<b>Disability Determination Services (DDS)</b>	
Disability Claims Adjudicated for Workers in FFY 2017	<b>74,310</b>
Disability Claims Adjudicated for Children in FFY 2017	<b>10,103</b>
Calendar Year (CY) Jan. 1 - Dec. 31   Federal Fiscal Year (FFY) Oct. 1 - Sept. 30   State Fiscal Year (SFY) July 1 - June 30	

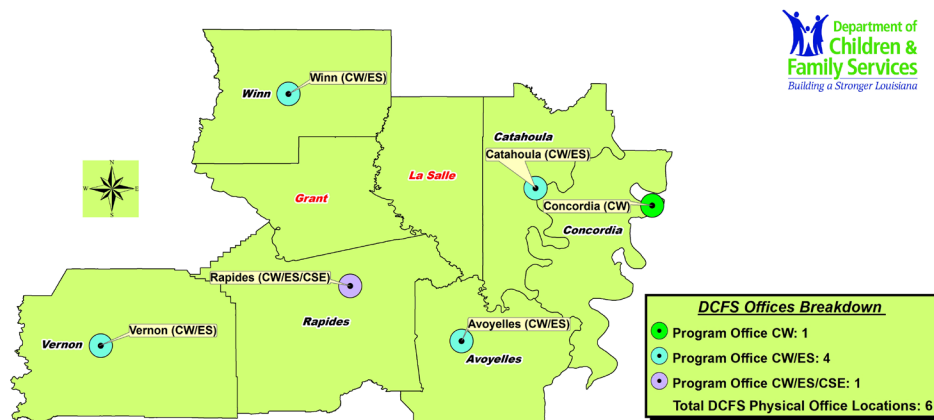
## SFY 2017-18 Existing Operating Budget



# Alexandria Regional Data

Avoyelles, Catahoula, Concordia, Grant, LaSalle, Rapides, Vernon and Winn Parishes

<b>Child Welfare</b>	
Total Reports of Abuse & Neglect in CY 2017	<b>4,056</b>
Total Child Protection Investigations in CY 2017	<b>1,742</b>
Family Services Open Cases as of December 31, 2017	<b>103</b>
Total Family Services Cases in CY 2017	<b>422</b>
Children in Foster Care on December 31, 2017	<b>382</b>
Total Children in Foster Care in CY 2017	<b>641</b>
Total Foster Children Reunified with Family in CY 2017	<b>133</b>
Total Foster Children Adopted in CY 2017	<b>105</b>
Total Youth who Aged Out of Care in CY 2017	<b>19</b>
Total Foster Homes Newly Certified in CY 2017	<b>56</b>
<b>Family Support</b>	
<b>Child Support Enforcement (CSE)</b>	
CSE Total Cases - FFY 2017 Monthly Average	<b>17,210</b>
CSE Collections - FFY 2017	<b>\$29,396,961</b>
<b>Family Independence Temporary Assistance Program (FITAP)</b>	
Number of FITAP Recipients in December 2017	<b>590</b>
FITAP Benefits Issued in December 2017	<b>\$49,451</b>
<b>Kinship Care Subsidy Program (KCSP)</b>	
Number of KCSP Recipients (Children) in December 2017	<b>373</b>
KCSP Benefits Issued in December 2017	<b>\$64,987</b>
<b>Supplemental Nutrition Assistance Program (SNAP)</b>	
Number of SNAP Recipients in December 2017	<b>64,056</b>
SNAP Benefits Issued FFY 2017	<b>\$97,479,743</b>
SNAP Benefits Issued in December 2017	<b>\$7,776,336</b>
Population percentage receiving SNAP in December 2017	<b>22.0%</b>
SNAP Economic Impact FFY 2017	<b>\$174,488,740</b>
Number of SNAP Retailers as of January 8, 2018	<b>327</b>



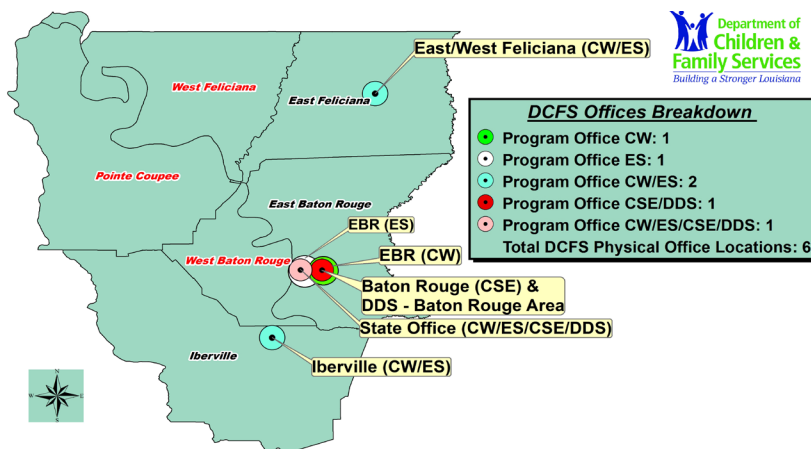
\* Parishes labeled in red and white denotes no DCFS Office(s) in that Parish.

**241 Full-Time jobs in Alexandria Region**

# Baton Rouge Regional Data

E. Baton Rouge, E. Feliciana, Iberville, Pointe Coupee, W. Baton Rouge and W. Feliciana Parishes

<b>Child Welfare</b>	
Total Reports of Abuse & Neglect in CY 2017	<b>5,257</b>
Total Child Protection Investigations in CY 2017	<b>2,190</b>
Family Services Open Cases as of December 31, 2017	<b>134</b>
Total Family Services Cases in CY 2017	<b>497</b>
Children in Foster Care on December 31, 2017	<b>239</b>
Total Children in Foster Care in CY 2017	<b>495</b>
Total Foster Children Reunified with Family in CY 2017	<b>213</b>
Total Foster Children Adopted in CY 2017	<b>22</b>
Total Youth who Aged Out of Care in CY 2017	<b>19</b>
Total Foster Homes Newly Certified in CY 2017	<b>50</b>
<b>Family Support</b>	
<b>Child Support Enforcement (CSE)</b>	
CSE Total Cases - FFY 2017 Monthly Average	<b>23,944</b>
CSE Collections - FFY 2017	<b>\$38,391,241</b>
<b>Family Independence Temporary Assistance Program (FITAP)</b>	
Number of FITAP Recipients in December 2017	<b>1,491</b>
FITAP Benefits Issued in December 2017	<b>\$117,551</b>
<b>Kinship Care Subsidy Program (KCSP)</b>	
Number of KCSP Recipients (Children) in December 2017	<b>375</b>
KCSP Benefits Issued in December 2017	<b>\$65,088</b>
<b>Supplemental Nutrition Assistance Program (SNAP)</b>	
Number of SNAP Recipients in December 2017	<b>102,367</b>
SNAP Benefits Issued FFY 2017	<b>\$163,419,888</b>
SNAP Benefits Issued in December 2017	<b>\$13,111,773</b>
Population percentage receiving SNAP in December 2017	<b>19.1%</b>
SNAP Economic Impact FFY 2017	<b>\$292,521,600</b>
Number of SNAP Retailers as of January 8, 2018	<b>603</b>

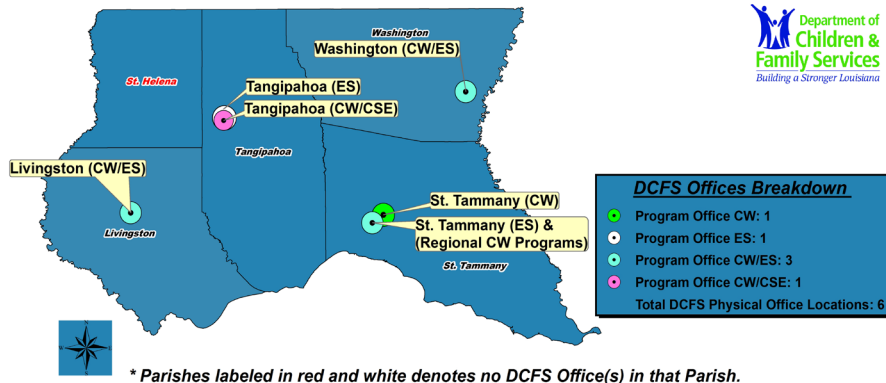


**908 Full-Time jobs in Baton Rouge Region**

# Covington Regional Data

Livingston, St. Helena, St. Tammany, Tangipahoa, and Washington Parishes

<b>Child Welfare</b>	
Total Reports of Abuse & Neglect in CY 2017	<b>6,763</b>
Total Child Protection Investigations in CY 2017	<b>2,703</b>
Family Services Open Cases as of December 31, 2017	<b>197</b>
Total Family Services Cases in CY 2017	<b>540</b>
Children in Foster Care on December 31, 2017	<b>828</b>
Total Children in Foster Care in 2017	<b>1,345</b>
Total Foster Children Reunified with Family in CY 2017	<b>328</b>
Total Foster Children Adopted in CY 2017	<b>162</b>
Total Youth who Aged Out of Care in CY 2017	<b>26</b>
Total Foster Homes Newly Certified in CY 2017	<b>158</b>
<b>Family Support</b>	
<b>Child Support Enforcement (CSE)</b>	
CSE Total Cases - FFY 2017 Monthly Average	<b>21,176</b>
CSE Collections - FFY 2017	<b>\$39,330,424</b>
<b>Family Independence Temporary Assistance Program (FITAP)</b>	
Number of FITAP Recipients in December 2017	<b>793</b>
FITAP Benefits Issued in December 2017	<b>\$68,957</b>
<b>Kinship Care Subsidy Program (KCSP)</b>	
Number of KCSP Recipients (Children) in December 2017	<b>474</b>
KCSP Benefits Issued in December 2017	<b>\$77,445</b>
<b>Supplemental Nutrition Assistance Program (SNAP)</b>	
Number of SNAP Recipients in December 2017	<b>87,578</b>
SNAP Benefits Issued FFY 2017	<b>\$135,303,098</b>
SNAP Benefits Issued in December 2017	<b>\$10,953,105</b>
Population percentage receiving SNAP in December 2017	<b>16.1%</b>
SNAP Economic Impact FFY 2017	<b>\$242,192,545</b>
Number of SNAP Retailers as of January 8, 2018	<b>557</b>

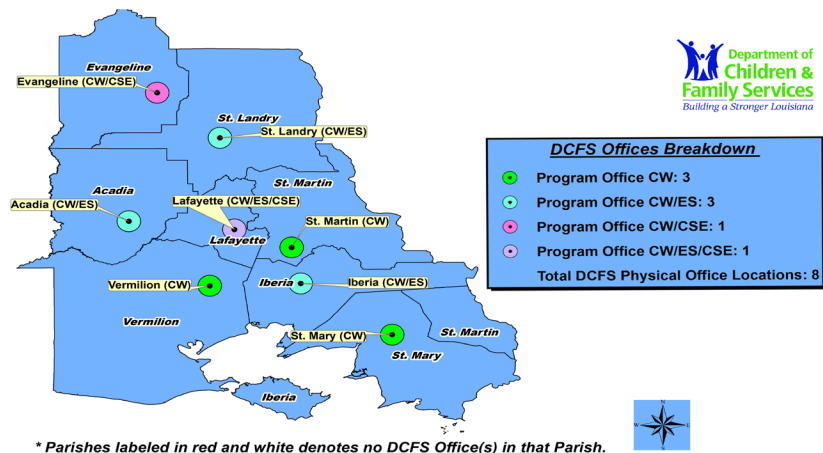


**339 Full-Time jobs in Covington Region**

# Lafayette Regional Data

Acadia, Evangeline, Iberia, Lafayette, St. Landry, St. Martin, St. Mary and Vermilion Parishes

<b>Child Welfare</b>	
Total Reports of Abuse & Neglect in CY 2017	<b>6,443</b>
Total Child Protection Investigations in CY 2017	<b>2,734</b>
Family Services Open Cases as of December 31, 2017	<b>224</b>
Total Family Services Cases in CY 2017	<b>652</b>
Children in Foster Care on December 31, 2017	<b>574</b>
Total Children in Foster Care in CY 2017	<b>1,009</b>
Total Foster Children Reunified with Family in CY 2017	<b>313</b>
Total Foster Children Adopted in CY 2017	<b>105</b>
Total Youth who Aged Out of Care in CY 2017	<b>20</b>
Total Foster Homes Newly Certified in CY 2017	<b>107</b>
<b>Family Support</b>	
<b>Child Support Enforcement (CSE)</b>	
CSE Total Cases - FFY 2017 Monthly Average	<b>40,174</b>
CSE Collections - FFY 2017	<b>\$62,330,424</b>
<b>Family Independence Temporary Assistance Program (FITAP)</b>	
Number of FITAP Recipients in December 2017	<b>1,792</b>
FITAP Benefits Issued in December 2017	<b>\$142,150</b>
<b>Kinship Care Subsidy Program (KCSP)</b>	
Number of KCSP Recipients (Children) in December 2017	<b>574</b>
KCSP Benefits Issued in December 2017	<b>\$104,975</b>
<b>Supplemental Nutrition Assistance Program (SNAP)</b>	
Number of SNAP Recipients in December 2017	<b>141,490</b>
SNAP Benefits Issued FFY 2017	<b>\$218,035,301</b>
SNAP Benefits Issued in December 2017	<b>\$17,506,433</b>
Population percentage receiving SNAP in December 2017	<b>22.2%</b>
SNAP Economic Impact FFY 2017	<b>\$390,283,189</b>
Number of SNAP Retailers as of January 8, 2018	<b>770</b>

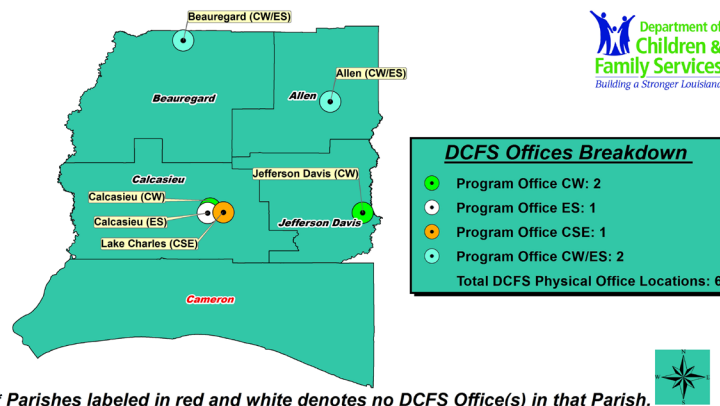


**389 Full-Time jobs in Lafayette Region**

# Lake Charles Regional Data

Allen, Beauregard, Calcasieu, Cameron, and Jefferson Davis Parishes

<b>Child Welfare</b>	
Total Reports of Abuse & Neglect in CY 2017	<b>4,054</b>
Total Child Protection Investigations in CY 2017	<b>1,666</b>
Family Services Open Cases as of December 31, 2017	<b>158</b>
Total Family Services Cases in CY 2017	<b>353</b>
Children in Foster Care on December 31, 2017	<b>459</b>
Total Children in Foster Care in CY 2017	<b>765</b>
Total Foster Children Reunified with Family in CY 2017	<b>199</b>
Total Foster Children Adopted in CY 2017	<b>85</b>
Total Youth who Aged Out of Care in CY 2017	<b>15</b>
Total Foster Homes Newly Certified in CY 2017	<b>81</b>
<b>Family Support</b>	
<b>Child Support Enforcement (CSE)</b>	
CSE Total Cases - FFY 2017 Monthly Average	<b>12,604</b>
CSE Collections - FFY 2017	<b>\$23,483,312</b>
<b>Family Independence Temporary Assistance Program (FITAP)</b>	
Number of FITAP Recipients in December 2017	<b>406</b>
FITAP Benefits Issued in December 2017	<b>\$33,268</b>
<b>Kinship Care Subsidy Program (KCSP)</b>	
Number of KCSP Recipients (Children) in December 2017	<b>217</b>
KCSP Benefits Issued in December 2017	<b>\$38,336</b>
<b>Supplemental Nutrition Assistance Program (SNAP)</b>	
Number of SNAP Recipients in December 2017	<b>49,259</b>
SNAP Benefits Issued FFY 2017	<b>\$76,734,623</b>
SNAP Benefits Issued in December 2017	<b>\$6,176,640</b>
Population percentage receiving SNAP in December 2017	<b>17.3%</b>
SNAP Economic Impact FFY 2017	<b>\$137,354,975</b>
Number of SNAP Retailers as of January 8, 2018	<b>329</b>



**196 Full-Time jobs in Lake Charles Region**

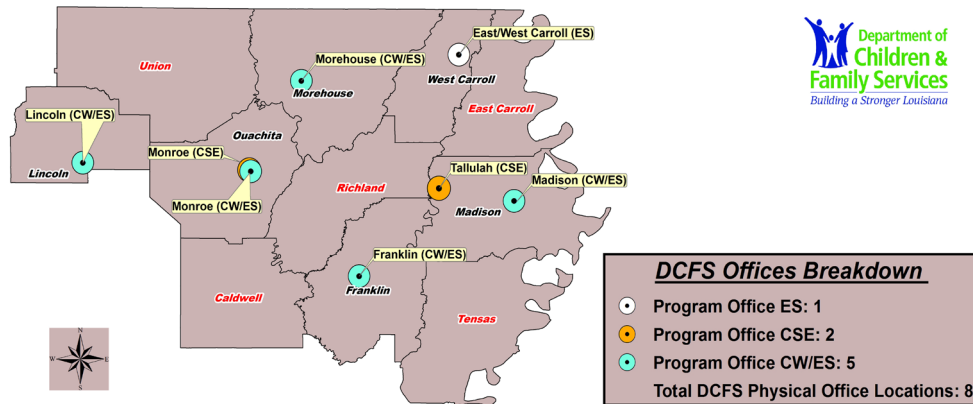


# Monroe Regional Data

Caldwell, East Carroll, Franklin, Lincoln, Madison, Morehouse, Ouachita,  
Richland, Tensas, Union and West Carroll Parishes

(Jackson and Bienville Parishes' Economic Stability data also counted within this Region)

<b>Child Welfare</b>	
Total Reports of Abuse & Neglect in CY 2017	<b>3,834</b>
Total Child Protection Investigations in CY 2017	<b>1,562</b>
Family Services Open Cases as of December 31, 2017	<b>93</b>
Total Family Services Cases in CY 2017	<b>312</b>
Children in Foster Care on December 31, 2017	<b>558</b>
Total Children in Foster Care in CY 2017	<b>944</b>
Total Foster Children Reunified with Family in CY 2017	<b>257</b>
Total Foster Children Adopted in CY 2017	<b>119</b>
Total Youth who Aged Out of Care in CY 2017	<b>24</b>
Total Foster Homes Newly Certified in CY 2017	<b>87</b>
<b>Family Support</b>	
<b>Child Support Enforcement (CSE)</b>	
CSE Total Cases - FFY 2017 Monthly Average	<b>23,514</b>
CSE Collections - FFY 2017	<b>\$35,158,485</b>
<b>Family Independence Temporary Assistance Program (FITAP)</b>	
Number of FITAP Recipients in December 2017	<b>1,487</b>
FITAP Benefits Issued in December 2017	<b>\$118,146</b>
<b>Kinship Care Subsidy Program (KCSP)</b>	
Number of KCSP Recipients (Children) in December 2017	<b>397</b>
KCSP Benefits Issued in December 2017	<b>\$73,555</b>
<b>Supplemental Nutrition Assistance Program (SNAP)</b>	
Number of SNAP Recipients in December 2017	<b>87,310</b>
SNAP Benefits Issued FFY 2017	<b>\$133,239,953</b>
SNAP Benefits Issued in December 2017	<b>\$10,698,591</b>
Population percentage receiving SNAP in December 2017	<b>25.0%</b>
SNAP Economic Impact FFY 2017	<b>\$238,499,516</b>
Number of SNAP Retailers as of January 8, 2018	<b>384</b>



\* Parishes labeled in red and white denotes no DCFS Office(s) in that Parish.

**299 Full-Time jobs in Monroe Region**

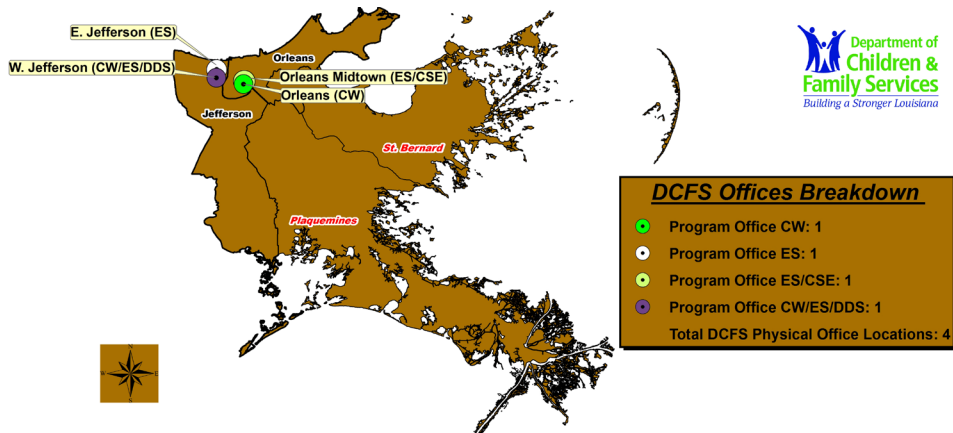




# Orleans Regional Data

Jefferson, Orleans, Plaquemines and St. Bernard Parishes

<b>Child Welfare</b>	
Total Reports of Abuse & Neglect in CY 2017	<b>10,208</b>
Total Child Protection Investigations in CY 2017	<b>3,931</b>
Family Services Open Cases as of December 31, 2017	<b>180</b>
Total Family Services Cases in CY 2017	<b>426</b>
Children in Foster Care on December 31, 2017	<b>221</b>
Total Children in Foster Care in CY 2017	<b>563</b>
Total Foster Children Reunified with Family in CY 2017	<b>263</b>
Total Foster Children Adopted in CY 2017	<b>62</b>
Total Youth who Aged Out of Care in CY 2017	<b>14</b>
Total Foster Homes Newly Certified in CY 2017	<b>89</b>
<b>Family Support</b>	
<b>Child Support Enforcement (CSE)</b>	
CSE Total Cases - FFY 2017 Monthly Average	<b>44,753</b>
CSE Collections - FFY 2017	<b>\$70,588,464</b>
<b>Family Independence Temporary Assistance Program (FITAP)</b>	
Number of FITAP Recipients in December 2017	<b>2,147</b>
FITAP Benefits Issued in December 2017	<b>\$169,906</b>
<b>Kinship Care Subsidy Program (KCSP)</b>	
Number of KCSP Recipients (Children) in December 2017	<b>530</b>
KCSP Benefits Issued in December 2017	<b>\$93,240</b>
<b>Supplemental Nutrition Assistance Program (SNAP)</b>	
Number of SNAP Recipients in December 2017	<b>169,458</b>
SNAP Benefits Issued FFY 2017	<b>\$272,755,108</b>
SNAP Benefits Issued in December 2017	<b>\$21,534,652</b>
Population percentage receiving SNAP in December 2017	<b>19.9%</b>
SNAP Economic Impact FFY 2017	<b>\$488,231,643</b>
Number of SNAP Retailers as of January 8, 2018	<b>865</b>



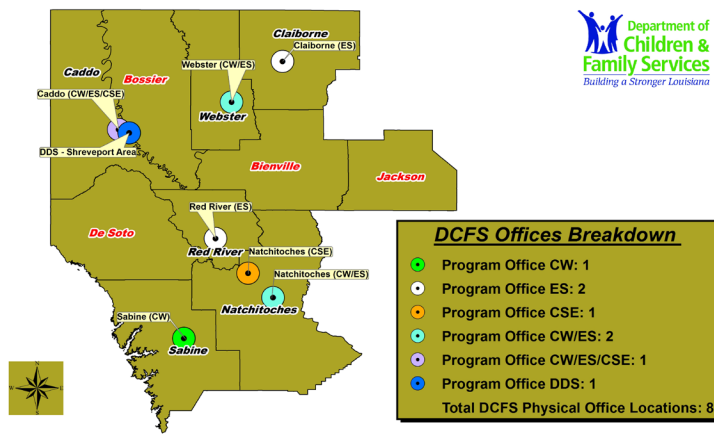
\* Parishes labeled in red and white denotes no DCFS Office(s) in that Parish.

**443 Full-Time jobs in Orleans Region**

# Shreveport Regional Data

Bienville, Bossier, Caddo, Claiborne, DeSoto, Jackson, Natchitoches, Red River, Sabine, and Webster Parishes  
(Bienville and Jackson Parishes' Economic Stability data included in Monroe Region)

<b>Child Welfare</b>	
Total Reports of Abuse & Neglect in CY 2017	<b>6,020</b>
Total Child Protection Investigations in CY 2017	<b>2,513</b>
Family Services Open Cases as of December 31, 2017	<b>97</b>
Total Family Services Cases in CY 2017	<b>437</b>
Children in Foster Care on December 31, 2017	<b>535</b>
Total Children in Foster Care in CY 2017	<b>1,170</b>
Total Foster Children Reunified with Family in CY 2017	<b>536</b>
Total Foster Children Adopted in CY 2017	<b>87</b>
Total Youth who Aged Out of Care in CY 2017	<b>23</b>
Total Foster Homes Newly Certified in CY 2017	<b>92</b>
<b>Family Support</b>	
<b>Child Support Enforcement (CSE)</b>	
CSE Total Cases - FFY 2017 Monthly Average	<b>38,506</b>
CSE Collections - FFY 2017	<b>\$63,970,783</b>
<b>Family Independence Temporary Assistance Program (FITAP)</b>	
Number of FITAP Recipients in December 2017	<b>1,293</b>
FITAP Benefits Issued in December 2017	<b>\$104,392</b>
<b>Kinship Care Subsidy Program (KCSP)</b>	
Number of KCSP Recipients (Children) in December 2017	<b>504</b>
KCSP Benefits Issued in December 2017	<b>\$90,648</b>
<b>Supplemental Nutrition Assistance Program (SNAP)</b>	
Number of SNAP Recipients in December 2017	<b>109,880</b>
SNAP Benefits Issued FFY 2017	<b>\$172,688,367</b>
SNAP Benefits Issued in December 2017	<b>\$13,519,989</b>
Population percentage receiving SNAP in December 2017	<b>21.1%</b>
SNAP Economic Impact FFY 2017	<b>\$309,112,177</b>
Number of SNAP Retailers as of January 8, 2018	<b>496</b>

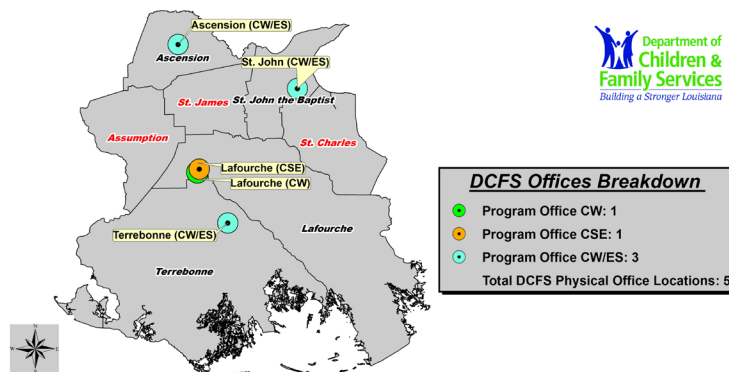


**413 Full-Time jobs in Shreveport Region**

# Thibodaux Regional Data

Ascension, Assumption, Lafourche, St. Charles, St. James, St. John and Terrebonne Parishes

<b>Child Welfare</b>	
Total Reports of Abuse & Neglect in CY 2017	<b>4,038</b>
Total Child Protection Investigations in CY 2017	<b>1,721</b>
Family Services Open Cases as of December 31, 2017	<b>101</b>
Total Family Services Cases in CY 2017	<b>267</b>
Children in Foster Care on December 31, 2017	<b>548</b>
Total Children in Foster Care in CY 2017	<b>917</b>
Total Foster Children Reunified with Family in CY 2017	<b>309</b>
Total Foster Children Adopted in CY 2017	<b>50</b>
Total Youth who Aged Out of Care in CY 2017	<b>13</b>
Total Foster Homes Newly Certified in CY 2017	<b>104</b>
<b>Family Support</b>	
<b>Child Support Enforcement (CSE)</b>	
CSE Total Cases - FFY 2017 Monthly Average	<b>22,699</b>
CSE Collections - FFY 2017	<b>\$44,567,101</b>
<b>Family Independence Temporary Assistance Program (FITAP)</b>	
Number of FITAP Recipients in December 2017	<b>700</b>
FITAP Benefits Issued in December 2017	<b>\$56,002</b>
<b>Kinship Care Subsidy Program (KCSP)</b>	
Number of KCSP Recipients (Children) in December 2017	<b>232</b>
KCSP Benefits Issued in December 2017	<b>\$36,186</b>
<b>Supplemental Nutrition Assistance Program (SNAP)</b>	
Number of SNAP Recipients in December 2017	<b>79,055</b>
SNAP Benefits Issued FFY 2017	<b>\$123,766,361</b>
SNAP Benefits Issued in December 2017	<b>\$9,937,863</b>
Population percentage receiving SNAP in December 2017	<b>17.3%</b>
SNAP Economic Impact FFY 2017	<b>\$221,541,786</b>
Number of SNAP Retailers as of January 8, 2018	<b>434</b>



\* Parishes labeled in red and white denotes no DCFS Office(s) in that Parish.

**219 Full-Time jobs in Thibodaux Region**