

 **CHILD WELFARE**

In CY 2025, DCFS received **54,803** reports of child abuse or neglect to its statewide, toll-free, 24/7 hotline **1-855-4LA-KIDS (1-855-452-5437)**.

**23,203**

child protection investigations (CY Total)

**7,449**

children served in Foster Care (CY Total)

**384**

youth\* served in Extended Foster Care (ages 18-21) (CY Total)

**1,013**

newly certified foster homes (CY Total)

**2,118**

children reunified with families (CY Total)

**634**

children adopted (CY Total)

**4,559**

children served in Foster Care (CY monthly avg.)

**1,803**

substance exposed newborn investigations (CY Total)

**2,972**

families served in their homes (CY Total)

**1,965**

number of open foster homes (CY monthly avg.)

**376** human trafficking victims served

**533** suspected child and youth victims served (CY Totals)

**1,838**

substance exposed newborn victims (CY Total)

 **FAMILY SUPPORT**

## Child Support Enforcement

There was an average of **215,659** child support cases monthly in CY 2025.

Over **\$419 million** was collected in CY 2025.

There were **131,117** cases with collections during CY 2025.

The average child support case payment (in total) for CY 2025 was **\$3,200**.

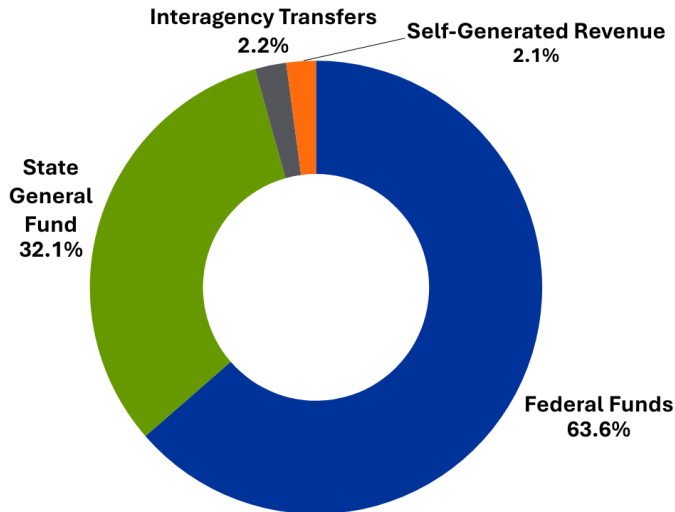
A total of **10,455** child support obligations were established at a rate of **88.99%** FFY 2025.<sup>1</sup>

**14,238** paternities were established at a rate of **94.75%** in FFY 2025.<sup>2</sup>

1. Obligation Establishment: The percentage of child support cases with a court order establishing child support. This percentage uses Federal Fiscal Year.

2. Paternity Establishment: The percentage of child in child support cases where paternity has been established. This percentage uses Federal Fiscal Year.

## → Operating Budget for SFY 2026



SFY 26 Operating Budget	
Federal Funds	\$501,069,239
State General Fund	\$252,551,560
Interagency Transfers	\$17,581,946
Self-Generated Revenue	\$16,634,991
Statutory Dedications	\$0

## → One Door Transition

In accordance with Act 477 and Act 478 that passed in the 2025 Regular Legislative Session, DCFS partnered with the Louisiana Department of Health (LDH) and Louisiana Works (LA Works) to move programs and streamline services for Louisiana citizens. LDH acquired the Supplemental Nutrition Assistance (SNAP), Kinship Care Subsidy, and Family Independence Temporary Assistance (FITAP) programs, along with Disability Determination Services. SNAP Employment and Training and the Strategies to Empower People (STEP) Work Program were transferred to LA Works. Thanks to the coordination and cooperation of all departments, the programs were successfully transitioned without the interruption of services.

## → Business Plan

Guided by the passage of Act 477, DCFS created the FY26 Business Plan, which aligns every part of the agency with the sole purpose of protecting and serving Louisiana's children. The Plan includes eight key commitments that focus on having an appropriate number of staff who are fairly compensated, using modern technology, reporting accurate data, using data to inform evidence-based policy, strengthening process controls, and enhancing accountability. DCFS has created a dashboard for internal and external audiences to see the progress made under each of the core commitments.

## → Child Safety Response Center

Due to ongoing concerns about response times and outcomes, efforts began in FFY 2025 to restructure, rebrand, and centralize child protection intake operations to form the Louisiana Child Safety Response Center (LCSRC). DCFS leadership first partnered with the Association of Public Safety Communications Officials (APCO) to understand how to run the LCSRC like a 911 dispatch facility. A dedicated space for the Call Center was equipped and readied in the Iberville Building in Baton Rouge, with staff beginning operations there in October 2025. Technological updates, streamlined processes, and staff training have already yielded positive results in reducing call times and decreasing time from a call to an investigation.

Avoyelles, Catahoula, Concordia, Grant, LaSalle, Rapides, Vernon and Winn Parishes

## Child Welfare

Reports of Suspected Abuse/Neglect (CY Total)	4,085
Child Protection Investigations (CY Total)	1,920
Families Served in FS (CY Total)	262
Children Served in FC (CY Monthly Average)	654
Children Served in FC (CY Total)	1,038
Youth Served in EFC (CY Total)	32
Children Reunified with Family (CY Total)	275
Children Adopted (CY Total, as announced)	69
Newly Certified Foster Homes (CY Total)	126
Number of Open Foster Homes (CY Monthly Average)	273
Substance Exposed Newborn Investigations (CY Total)	139
Substance Exposed Newborn Victims (CY Total)	143
Human Trafficking Children and Youth Victims Served (Includes EFC 18-21)	46
Suspected Human Trafficking Children and Youth Victims Served (Includes EFC 18-21)	55

## Family Support

### Child Support Enforcement (CSE)

CSE Cases (CY Monthly Average)	13,064
CSE Collections (CY Total)	\$28,439,915
CSE Obligations Established (FFY Total)	750
CSE Obligations Established (FFY Percentage) <sup>1</sup>	90.47%
CSE Paternities Established (FFY Total)	850
CSE Paternities Established (FFY Percentage) <sup>2</sup>	94.79%

1. The percentage of child support cases with a court order establishing child support. This percentage uses Federal Fiscal Year.
2. The percentage of children in child support cases where paternity has been established. This percentage uses Federal Fiscal Year.

Louisiana Department of Children and Family Services Child Welfare and Child Support Enforcement offices.

Alexandria Region 7



# BATON ROUGE REGIONAL DATA



E. Baton Rouge, E. Feliciana, Iberville, Pointe Coupee, W. Baton Rouge and W. Feliciana Parishes

## Child Welfare

Reports of Suspected Abuse/Neglect (CY Total)	6,525
Child Protection Investigations (CY Total)	2,853
Families Served in FS (CY Total)	460
Children Served in FC (CY Monthly Average)	463
Children Served in FC (CY Total)	721
Youth Served in EFC (CY Total)	48
Children Reunified with Family (CY Total)	214
Children Adopted (CY Total, as announced)	42
Newly Certified Foster Homes (CY Total)	85
Number of Open Foster Homes (CY Monthly Average)	172
Substance Exposed Newborn Investigations (CY Total)	357
Substance Exposed Newborn Victims (CY Total)	364
Human Trafficking Children and Youth Victims Served (Includes EFC 18-21)	62
Suspected Human Trafficking Children and Youth Victims Served (Includes EFC 18-21)	78

## Family Support

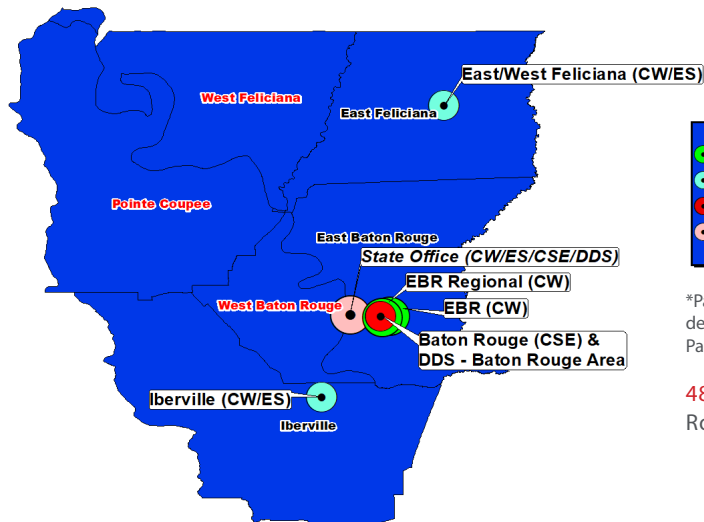
### Child Support Enforcement (CSE)

CSE Cases (CY Monthly Average)	21,790
CSE Collections (CY Total)	\$43,744,529
CSE Obligations Established (FFY Total)	1,019
CSE Obligations Established (FFY Percentage) <sup>1</sup>	84.43%
CSE Paternities Established (FFY Total)	1,454
CSE Paternities Established (FFY Percentage) <sup>2</sup>	92.20%

1. The percentage of child support cases with a court order establishing child support. This percentage uses Federal Fiscal Year.
2. The percentage of children in child support cases where paternity has been established. This percentage uses Federal Fiscal Year.

Louisiana Department of Children and Family Services Child Welfare and Child Support Enforcement offices.

Baton Rouge Region 2



**DCFS Offices Breakdown**

- Program Office CW: 2
- Program Office CW/ES: 2
- Program Office CSE/DDS: 1
- Program Office CW/ES/CSE/DDS: 1

Total DCFS Physical Office Locations: 8

\*Parishes labeled in red and white denotes no DCFS Office(s) in that Parish.

487 Full-Time jobs in Baton Rouge Region

# COVINGTON REGIONAL DATA



Livingston, St. Helena, St. Tammany, Tangipahoa, and Washington Parishes

## Child Welfare

Reports of Suspected Abuse/Neglect (CY Total)	7,415
Child Protection Investigations (CY Total)	3,044
Families Served in FS (CY Total)	437
Children Served in FC (CY Monthly Average)	618
Children Served in FC (CY Total)	958
Youth Served in EFC (CY Total)	88
Children Reunified with Family (CY Total)	269
Children Adopted (CY Total, as announced)	119
Newly Certified Foster Homes (CY Total)	152
Number of Open Foster Homes (CY Monthly Average)	293
Substance Exposed Newborn Investigations (CY Total)	247
Substance Exposed Newborn Victims (CY Total)	248
Human Trafficking Children and Youth Victims Served (Includes EFC 18-21)	62
Suspected Human Trafficking Children and Youth Victims Served (Includes EFC 18-21)	72

## Family Support

### Child Support Enforcement (CSE)

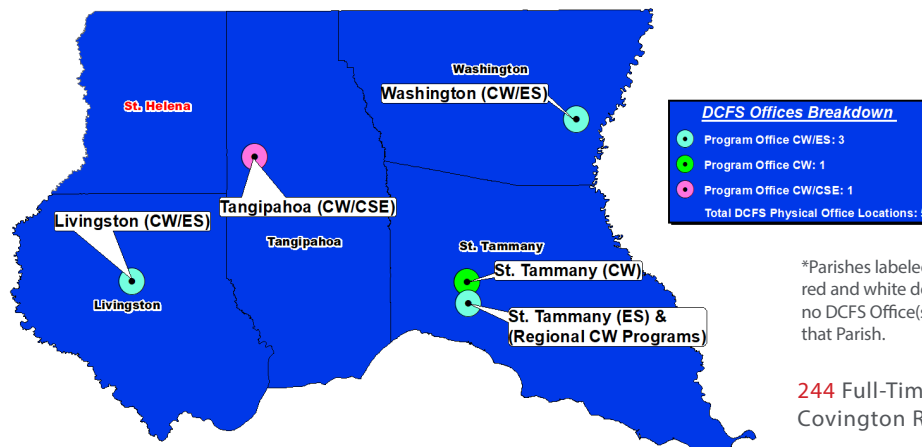
CSE Cases (CY Monthly Average)	17,635
CSE Collections (CY Total)	\$43,613,406
CSE Obligations Established (FFY Total)	1,318
CSE Obligations Established (FFY Percentage) <sup>1</sup>	91.11%
CSE Paternities Established (FFY Total)	1,556
CSE Paternities Established (FFY Percentage) <sup>2</sup>	97.25%

<sup>1</sup> The percentage of child support cases with a court order establishing child support. This percentage uses Federal Fiscal Year.

<sup>2</sup> The percentage of children in child support cases where paternity has been established. This percentage uses Federal Fiscal Year.

Louisiana Department of Children and Family Services Child Welfare and Child Support Enforcement offices

Covington Region 3



\*Parishes labeled in red and white denotes no DCFS Office(s) in that Parish.

244 Full-Time jobs in Covington Region

# LAFAYETTE REGIONAL DATA



Acadia, Evangeline, Iberia, Lafayette, St. Landry, St. Martin, St. Mary and Vermilion Parishes

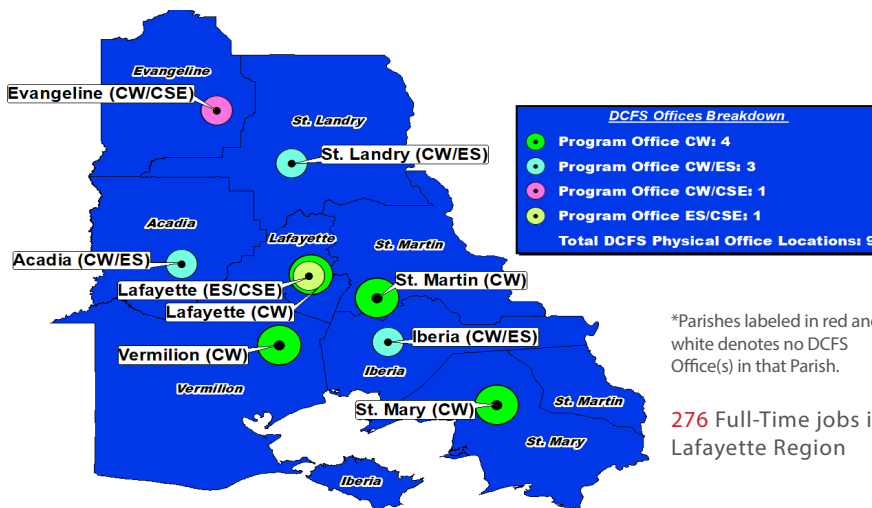
Child Welfare	
Reports of Suspected Abuse/Neglect (CY Total)	7,175
Child Protection Investigations (CY Total)	2,989
Families Served in FS (CY Total)	404
Children Served in FC (CY Monthly Average)	663
Children Served in FC (CY Total)	1,062
Youth Served in EFC (CY Total)	15
Children Reunified with Family (CY Total)	285
Children Adopted (CY Total, as announced)	128
Newly Certified Foster Homes (CY Total)	140
Number of Open Foster Homes (CY Monthly Average)	339
Substance Exposed Newborn Investigations (CY Total)	314
Substance Exposed Newborn Victims (CY Total)	321
Human Trafficking Children and Youth Victims Served (Includes EFC 18-21)	29
Suspected Human Trafficking Children and Youth Victims Served (Includes EFC 18-21)	59

Family Support	
Child Support Enforcement (CSE)	
CSE Cases (CY Monthly Average)	30,149
CSE Collections (CY Total)	\$68,977,897
CSE Obligations Established (FFY Total)	1,822
CSE Obligations Established (FFY Percentage) <sup>1</sup>	91.88%
CSE Paternities Established (FFY Total)	2,167
CSE Paternities Established (FFY Percentage) <sup>2</sup>	96.11%

1 The percentage of child support cases with a court order establishing child support. This percentage uses Federal Fiscal Year.  
 2 The percentage of children in child support cases where paternity has been established. This percentage uses Federal Fiscal Year.

Louisiana Department of Children and Family Services Child Welfare and Child Support Enforcement offices.

Lafayette Region 5



\*Parishes labeled in red and white denotes no DCFS Office(s) in that Parish.

276 Full-Time jobs in Lafayette Region

# LAKE CHARLES REGIONAL DATA



Allen, Beauregard, Calcasieu, Cameron, and Jefferson Davis Parishes

## Child Welfare

Reports of Suspected Abuse/Neglect (CY Total)	3,642
Child Protection Investigations (CY Total)	1,684
Families Served in FS (CY Total)	193
Children Served in FC (CY Monthly Average)	280
Children Served in FC (CY Total)	437
Youth Served in EFC (CY Total)	41
Children Reunified with Family (CY Total)	67
Children Adopted (CY Total, as announced)	48
Newly Certified Foster Homes (CY Total)	70
Number of Open Foster Homes (CY Monthly Average)	141
Substance Exposed Newborn Investigations (CY Total)	102
Substance Exposed Newborn Victims (CY Total)	104
Human Trafficking Children and Youth Victims Served (Includes EFC 18-21)	24
Suspected Human Trafficking Children and Youth Victims Served (Includes EFC 18-21)	45

## Family Support

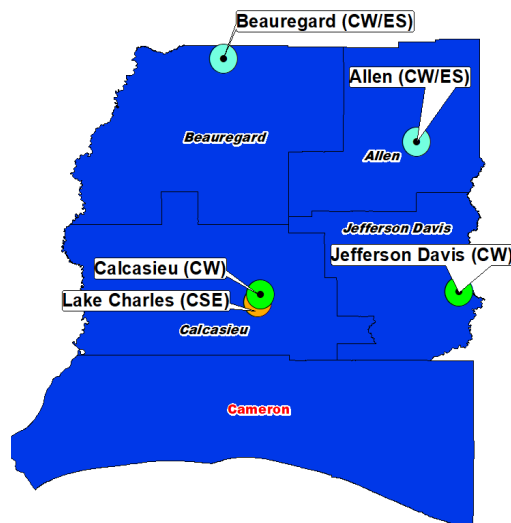
### Child Support Enforcement (CSE)

CSE Cases (CY Monthly Average)	9,758
CSE Collections (CY Total)	\$24,414,074
CSE Obligations Established (FFY Total)	790
CSE Obligations Established (FFY Percentage) <sup>1</sup>	86.29%
CSE Paternities Established (FFY Total)	857
CSE Paternities Established (FFY Percentage) <sup>2</sup>	93.00%

- The percentage of child support cases with a court order establishing child support. This percentage uses Federal Fiscal Year.
- The percentage of children in child support cases where paternity has been established. This percentage uses Federal Fiscal Year.

Louisiana Department of Children and Family Services Child Welfare and Child Support Enforcement offices.

Lake Charles Region 6



**DCFS Offices Breakdown**

- Program Office CW: 2
- Program Office CW/ES: 2
- Program Office CSE: 1

**Total DCFS Physical Office Locations: 5**

\*Parishes labeled in red and white denotes no DCFS Office(s) in that Parish.

135 Full-Time jobs in Lake Charles Region

# MONROE REGIONAL DATA



Caldwell, East Carroll, Franklin, Lincoln, Madison, Morehouse, Ouachita, Richland, Tensas, Union and West Carroll Parishes

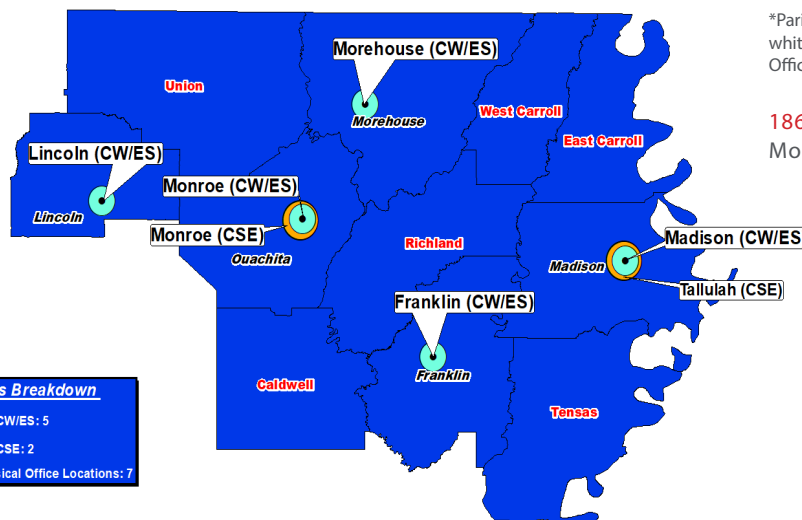
Child Welfare	
Reports of Suspected Abuse/Neglect (CY Total)	4,067
Child Protection Investigations (CY Total)	1,877
Families Served in FS (CY Total)	246
Children Served in FC (CY Monthly Average)	523
Children Served in FC (CY Total)	851
Youth Served in EFC (CY Total)	40
Children Reunified with Family (CY Total)	196
Children Adopted (CY Total, as announced)	53
Newly Certified Foster Homes (CY Total)	103
Number of open foster homes (CY Monthly Average)	182
Substance Exposed Newborn Investigations (CY Total)	200
Substance Exposed Newborn Victims (CY Total)	206
Human Trafficking Children and Youth Victims Served (Includes EFC 18-21)	39
Suspected Human Trafficking Children and Youth Victims Served (Includes EFC 18-21)	45

Family Support	
Child Support Enforcement (CSE)	
CSE Cases (CY Monthly Average)	18,143
CSE Collections (CY Total)	\$32,838,107
CSE Obligations Established (FFY Total)	981
CSE Obligations Established (FFY Percentage) <sup>1</sup>	87.59%
CSE Paternities Established (FFY Total)	1,246
CSE Paternities Established (FFY Percentage) <sup>2</sup>	92.68%

- 1 The percentage of child support cases with a court order establishing child support. This percentage uses Federal Fiscal Year.
- 2 The percentage of children in child support cases where paternity has been established. This percentage uses Federal Fiscal Year.

Louisiana Department of Children and Family Services Child Welfare and Child Support Enforcement offices.

Monroe Region 9



\*Parishes labeled in red and white denotes no DCFS Office(s) in that Parish.

186 Full-Time jobs in Monroe Region

DCFS Offices Breakdown	
<span style="color: green;">●</span> Program Office CW/ES: 5	
<span style="color: orange;">●</span> Program Office CSE: 2	
Total DCFS Physical Office Locations: 7	

# ORLEANS REGIONAL DATA

Jefferson, Orleans, Plaquemines and St. Bernard Parishes



## Child Welfare

Reports of Suspected Abuse/Neglect (CY Total)	11,094
Child Protection Investigations (CY Total)	4,115
Families Served in FS (CY Total)	431
Children Served in FC (CY Monthly Average)	344
Children Served in FC (CY Total)	652
Youth Served in EFC (CY Total)	63
Children Reunified with Family (CY Total)	252
Children Adopted (CY Total, as announced)	51
Newly Certified Foster Homes (CY Total)	109
Number of open foster homes (CY Monthly Average)	150
Substance Exposed Newborn Investigations (CY Total)	183
Substance Exposed Newborn Victims (CY Total)	187
Human Trafficking Children and Youth Victims Served (Includes EFC 18-21)	55
Suspected Human Trafficking Children and Youth Victims Served (Includes EFC 18-21)	88

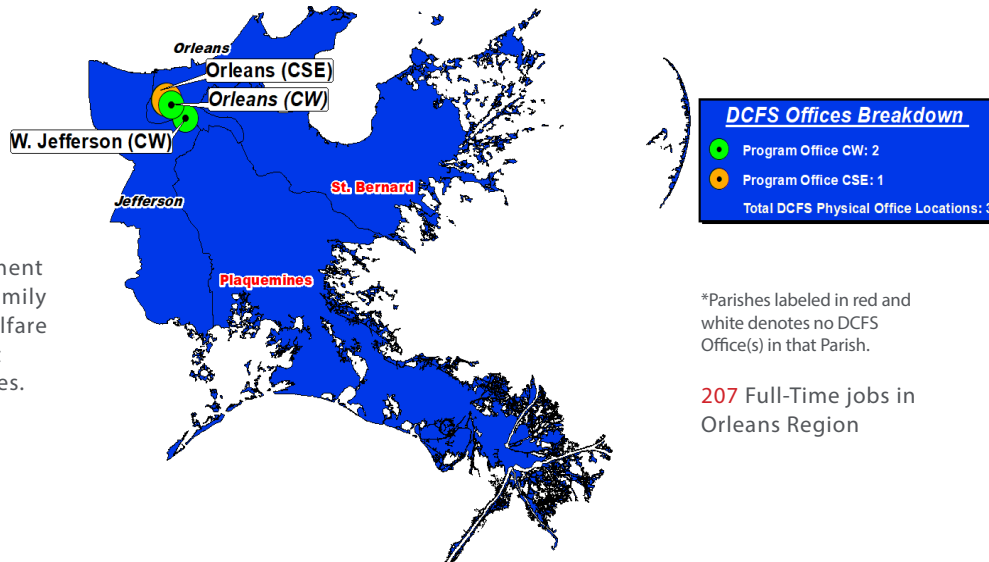
## Family Support

### Child Support Enforcement (CSE)

CSE Cases (CY Monthly Average)	32,133
CSE Collections (CY Total)	\$59,863,127
CSE Obligations Established (FFY Total)	1,300
CSE Obligations Established (FFY Percentage) <sup>1</sup>	86.17%
CSE Paternities Established (FFY Total)	2,468
CSE Paternities Established (FFY Percentage) <sup>2</sup>	93.19%

1 The percentage of child support cases with a court order establishing child support. This percentage uses Federal Fiscal Year.

2 The percentage of children in child support cases where paternity has been established. This percentage uses Federal Fiscal Year.



Louisiana Department of Children and Family Services, Child Welfare and Child Support Enforcement offices.

Orleans Region 1

# SHREVEPORT REGIONAL DATA



Bienville, Bossier, Caddo, Claiborne, DeSoto, Jackson, Natchitoches, Red River, Sabine, and Webster Parishes (Bienville and Jackson Parishes' Economic Stability data included in Monroe Region)

## Child Welfare

Reports of Suspected Abuse/Neglect (CY Total)	6,312
Child Protection Investigations (CY Total)	2,781
Families Served in FS (CY Total)	285
Children Served in FC (CY Monthly Average)	591
Children Served in FC (CY Total)	1,013
Youth Served in EFC (CY Total)	20
Children Reunified with Family (CY Total)	342
Children Adopted (CY Total, as announced)	50
Newly Certified Foster Homes (CY Total)	129
Number of open foster homes (CY Monthly Average)	239
Substance Exposed Newborn Investigations (CY Total)	145
Substance Exposed Newborn Victims (CY Total)	147
Human Trafficking Children and Youth Victims Served (Includes EFC 18-21)	34
Suspected Human Trafficking Children and Youth Victims Served (Includes EFC 18-21)	62

## Family Support

### Child Support Enforcement (CSE)

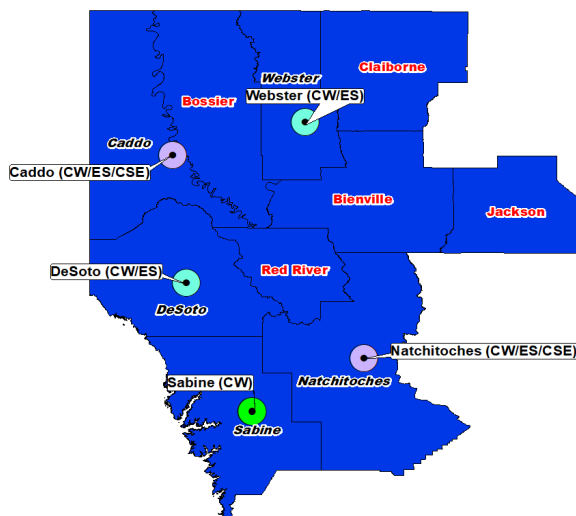
CSE Cases (CY Monthly Average)	27,944
CSE Collections (CY Total)	\$58,044,786
CSE Obligations Established (FFY Total)	1,366
CSE Obligations Established (FFY Percentage) <sup>1</sup>	91.48%
CSE Paternities Established (FFY Total)	1,816
CSE Paternities Established (FFY Percentage) <sup>2</sup>	94.69%

1 The percentage of child support cases with a court order establishing child support. This percentage uses Federal Fiscal Year.

2 The percentage of children in child support cases where paternity has been established. This percentage uses Federal Fiscal Year.

Louisiana Department of Children and Family Services Child Welfare and Child Support Enforcement offices.

Shreveport Region 8



**DCFS Offices Breakdown**

- Program Office CW/ES: 2
- Program Office CW/ES/CSE: 2
- Program Office CW: 1

Total DCFS Physical Office Locations: 5

\*Parishes labeled in red and white denotes no DCFS Office(s) in that Parish.

392 Full-Time jobs in Shreveport Region

# THIBODAUX REGIONAL DATA



Ascension, Assumption, Lafourche, St. Charles, St. James, St. John and Terrebonne Parishes

## Child Welfare

Reports of Suspected Abuse/Neglect (CY Total)	4,573
Child Protection Investigations (CY Total)	1,940
Families Served in FS (CY Total)	240
Children Served in FC (CY Monthly Average)	402
Children Served in FC (CY Total)	678
Youth Served in EFC (CY Total)	19
Children Reunified with Family (CY Total)	210
Children Adopted (CY Total, as announced)	74
Newly Certified Foster Homes (CY Total)	104
Number of open foster homes (CY Monthly Average)	176
Substance Exposed Newborn Investigations (CY Total)	116
Substance Exposed Newborn Victims (CY Total)	118
Human Trafficking Children and Youth Victims Served (Includes EFC 18-21)	25
Suspected Human Trafficking Children and Youth Victims Served (Includes EFC 18-21)	29

## Family Support

### Child Support Enforcement (CSE)

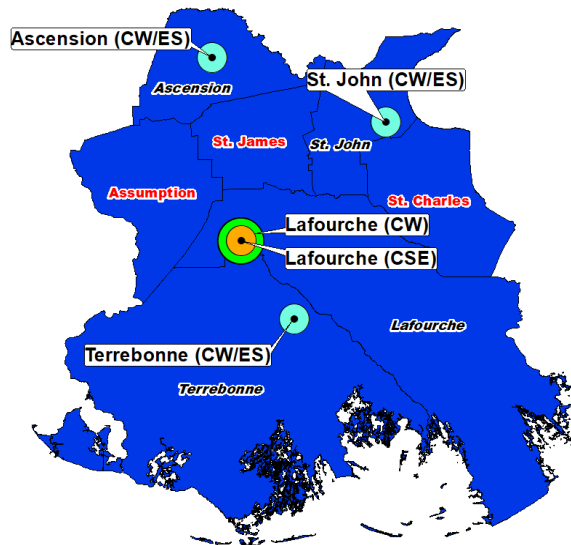
CSE Cases (CY Monthly Average)	17,414
CSE Collections (CY Total)	\$43,565,977
CSE Obligations Established (FFY Total)	1,103
CSE Obligations Established (FFY Percentage) <sup>1</sup>	91.08%
CSE Paternities Established (FFY Total)	1,371
CSE Paternities Established (FFY Percentage) <sup>2</sup>	97.85%

<sup>1</sup> The percentage of child support cases with a court order establishing child support. This percentage uses Federal Fiscal Year.

<sup>2</sup> The percentage of children in child support cases where paternity has been established. This percentage uses Federal Fiscal Year.

Louisiana Department of Children and Family Services Child Welfare and Child Support Enforcement offices.

Thibodaux Region 4



**DCFS Offices Breakdown**

- Program Office CW/ES: 3
- Program Office CW: 1
- Program Office CSE: 1

Total DCFS Physical Office Locations: 5

\*Parishes labeled in red and white denotes no DCFS Office(s) in that Parish.

227 Full-Time jobs in Thibodaux Region